



CITY OF VICTORVILLE

FIRE PREVENTION DIVISION

14345 Civic Center Drive
Victorville, CA 92392
(760) 955-5233

FIRE PREVENTION STANDARD M-1 CARBON DIOXIDE (CO₂) SYSTEMS

Standard Number

M-1

Revision Date:
11-5-25

AUTHORITY

California Fire Code Sections 102.9, 103, and section 104.1.1 as amended in section 8.08.04(5) of the City of Victorville Municipal Code provides that the fire code official of the City of Victorville shall have the authority to adopt policies, procedures, rules, and regulations in order to clarify the application of the Fire Code and to specify requirements not specifically provided for by the Fire Code. For further requirements on this subject, see section 5307.3 et. seq. of the California Fire Code. This standard may be modified with the approval of the Fire Code Official.

PURPOSE

The purpose of this standard is to provide for the safe use and installation of carbon dioxide systems in commercial buildings.

SCOPE

This standard shall apply to the design, construction and maintenance of all new and existing facilities where carbon dioxide is used in systems containing 100 pounds of carbon dioxide or more.

DISCLAIMER

These standards may change without notice. Whenever applicable statutes, regulations and standards are updated and adopted, the latest shall apply. Please contact the Victorville Fire Prevention Division at (760) 955-5227 to determine if these standards have changed. These requirements do not exempt any individual from complying with other applicable state, county, or city codes and standards.

SUBMITTALS

The applicant shall provide on a scaled site plan or plot plan the following information at a minimum:

1. Floor plan of the building showing the following components:
 - a. When CO₂ is supplied from a bulk CO₂ system for use inside of a building, provide one of the following with the submittal:
 - i. Plans for the mechanical ventilation system including calculations and electrical connections OR
 - ii. Plans for the CO₂ Gas Detection System showing the following items:
 1. Locations of CO₂ Alarm Components:
 - a. CO₂ sensor/detectors
 - b. CO₂ audible/visible alarms
 - c. Central unit or annunciator



CITY OF VICTORVILLE

FIRE PREVENTION DIVISION

14345 Civic Center Drive
Victorville, CA 92392
(760) 955-5233

Standard Number

M-1

Revision Date:
11-5-25

FIRE PREVENTION STANDARD Carbon Dioxide (CO₂) Systems

2. Method for connection to the fire alarm. NOTE: This work shall be performed by a licensed fire alarm contractor holding a valid Business License issued by the City of Victorville. A separate Fire Alarm Permit may be required; however, fire alarm work may be shown on the same floor plan as the CO₂ system.
 - b. Location of CO₂ tanks or cylinders
 - c. Mixing station location(s) and valves
 - d. Fill port location
 - e. Locations of required warning signage
2. Data sheets for all major components
3. Completed permit applications for each contractor:
 - a. CO₂ System Installer
 - b. Fire Alarm Contractor

DEFINITIONS

Carbon Dioxide (CO₂) - Carbon dioxide (CO₂) is a colorless, odorless, inert gas with a density that is heavier than air. When compressed and cooled to less than 87.8°F, gaseous CO₂ becomes liquified. CO₂ will remain in liquid form, regardless of the pressure applied, provided that its temperature is maintained below that critical point. Once the temperature rises above 87.8°F, CO₂ will return to a gaseous state.

When in a gaseous state, CO₂ can accumulate in hazardous amounts in low-lying areas without sufficient ventilation, especially inside confined spaces. High concentrations can displace oxygen in air and cause suffocation.

GENERAL

Because liquid CO₂ is routinely used to carbonate beverages, liquid CO₂ systems are commonly found in assembly occupancies, especially restaurants and microbreweries. This is cause for concern because frequently, owners, managers, staff, and patrons of these establishments are unaware of the associated risks with these systems. Some vendors have also installed systems without involving the Building Department or Fire Prevention Division; therefore, compliance with applicable codes is called into question. Additionally, it is important for emergency responders to have advanced knowledge of where these systems are located in the event of an emergency. Requirements of this document shall be applied retroactively to existing systems within 12 months of discovery.

*Requirements of this document do not apply to systems utilizing LESS THAN 100 pounds of carbon dioxide.

Construction Permits

A fire construction permit is required to install or modify a compressed gas system utilizing carbon dioxide (CO₂) in excess of 100 pounds or 875 cubic feet at normal temperature and pressure (NTP).



CITY OF VICTORVILLE

FIRE PREVENTION DIVISION

14345 Civic Center Drive
Victorville, CA 92392
(760) 955-5233

Standard Number

M-1

Revision Date:
11-5-25

FIRE PREVENTION STANDARD

Carbon Dioxide (CO₂) Systems

Design and installation shall comply with the applicable provisions of the following codes and standards: Current edition of the California Fire Code and the current edition of NFPA 72: National Fire Alarm and Signaling Code.

System Requirements

The following requirements apply to all compressed gas systems utilizing CO₂:

- 1) The fill port is to be piped to the outside atmosphere.
- 2) All venting (normal and emergency) is to be piped to the outside atmosphere.
- 3) When used, insulated liquid CO₂ containers are to be anchored to the slab.
- 4) When used, CO₂ compressed gas cylinders are to be properly secured from tipping or movement.
- 5) All hoses and fittings used within the systems are to be manufacturer-approved.
- 6) Warning signs are required to be posted in accordance with the CFC.
- 7) A backup power source is required for all systems. Batteries are an acceptable option. Exception: backup power is not required when the system is monitored for loss of power and a trouble signal is initiated by the building's fire alarm control panel.
- 8) Battery backup is required for CO₂ sensors/detectors that reset to an alarm condition upon loss of primary power.
- 9) Inspection and testing of the gas detection system shall be conducted annually, at a minimum. Sensor calibration shall be confirmed upon installation and performed at the frequency specified by the sensor manufacturer.
- 10) Any CO₂ system found to be not in good working order shall be shut down and taken out of service immediately until appropriate corrective actions are made by professional service personnel.

Mechanical Ventilation

- 1) Mechanical ventilation is required to be installed in rooms or areas indoors where insulated liquid carbon dioxide storage tanks, cylinders, piping, and equipment are located and other areas where a CO₂ leak is expected to accumulate.
- 2) Mechanical ventilation systems shall be installed in compliance with the International Mechanical Code and must meet the following requirements:
- 3) Rooms containing CO₂ shall be maintained at a negative pressure in relation to the surrounding area.
- 4) Mechanical ventilation shall be at a rate of not less than 1 cubic foot per minute per square foot.
- 5) Systems shall operate continuously unless alternative designs are approved, and the system shall be operational during all times the building or space is occupied.



CITY OF VICTORVILLE

FIRE PREVENTION DIVISION

14345 Civic Center Drive
Victorville, CA 92392
(760) 955-5233

Standard Number

M-1

Revision Date:
11-5-25

FIRE PREVENTION STANDARD

Carbon Dioxide (CO₂) Systems

- 6) A manual shutoff control shall be provided adjacent to the access door or in another approved location. The switch shall be a break-glass type labeled VENTILATION SYSTEM EMERGENCY SHUTOFF.
- 7) Exhaust ventilation shall be taken from a point within 12 inches of the floor.
- 8) Exhaust and inlet air openings shall provide air movement across all portions of the floor or room.
- 9) Exhaust air shall not be recirculated.

*A gas detection system installed in compliance with the International Fire Code may be installed in lieu of mechanical ventilation.

Gas Detection Systems

- 1) When mechanical ventilation requirements are not met, a gas detection system shall be provided. Gas detection systems shall meet with following requirements:
 - 2) Detection shall be provided in rooms, indoor areas, and below-grade outdoor areas with insulated carbon dioxide systems.
 - 3) CO₂ sensors shall be installed within 12 inches of the floor at all points of use areas where the gas is expected to accumulate or where leaks are most likely to occur. These areas include, but are not limited to:
 - 4) All storage and/or supply areas with CO₂ containers, tanks, or cylinders
 - 5) Areas where pure CO₂ is piped into the building
 - 6) All mixing areas
 - 7) Other approved locations
 - 8) Gas sampling shall be continuous.
 - 9) A local alarm and strobe are to be provided in each room or area where sensors are located to provide audible and visible notification of an alarm condition. An additional notification appliance is required in an area occupied by members of the public (i.e., dining room).
- 10) Strobes shall have a minimum candela rating of 110 with an amber lens installed.
- 11) Alarm devices shall provide a minimum of 75 decibels at 10 feet.
- 12) A Central Unit or CO₂ system annunciator shall be installed in a normally attended location where all alerts and tones can be heard, and all installed sensors must report to one central unit or annunciator.
- 13) Gas detection systems shall be permanently connected to the building's power supply, with the electrical circuit for the CO₂ detection system labeled and locked, or power cords shall be connected to unswitched receptacles using approved, fixed restraints to secure the plug from tampering or accidental disruption of power.



CITY OF VICTORVILLE

FIRE PREVENTION DIVISION

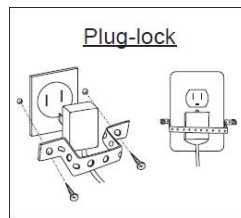
14345 Civic Center Drive
Victorville, CA 92392
(760) 955-5233

FIRE PREVENTION STANDARD Carbon Dioxide (CO₂) Systems

Standard Number

M-1

Revision Date:
11-5-25



Alarm Conditions and Monitoring

- 1) CO₂ concentration of 5,000 ppm or .5% shall activate an audible and visible supervisory alarm in a normally attended location (CO₂ system annunciator).
- 2) CO₂ concentration of 30,000 ppm or 3% shall activate audible and visible alarms
- 3) Initiating evacuation of the building (CO₂ alarm with amber strobe).
- 4) The gas detection system shall be monitored by the building fire alarm system when one is provided. Connections shall be approved and connected in accordance with the fire alarm equipment manufacturer's instructions. Exception: existing alarm panels without the capacity for additional signals or incompatible panels may be excluded with approval from the Fire Code Official.
- 5) Alarm signals from the CO₂ gas detection system shall report to the Central Station as "CO₂ Alarm". Exception: existing alarm panels without the capacity for additional signals or incompatible panels may be excluded with approval from the Fire Code Official.
- 6) Activation of the CO₂ alarm system shall not activate the fire alarm notification appliances.
- 7) When a building fire alarm is not provided, additional audible and visible notification is required outside the building to notify emergency responders of a CO₂ alarm condition. The notification device shall be labeled as a CO₂ alarm with an amber lens and shall be activated upon initiation of the CO₂ sensors.



CITY OF VICTORVILLE

FIRE PREVENTION DIVISION

14345 Civic Center Drive
Victorville, CA 92392
(760) 955-5233

FIRE PREVENTION STANDARD Carbon Dioxide (CO₂) Systems

Standard Number

M-1

Revision Date:
11-5-25

Alarm System Components





CITY OF VICTORVILLE

FIRE PREVENTION DIVISION

14345 Civic Center Drive
Victorville, CA 92392
(760) 955-5233

FIRE PREVENTION STANDARD Carbon Dioxide (CO₂) Systems

Standard Number

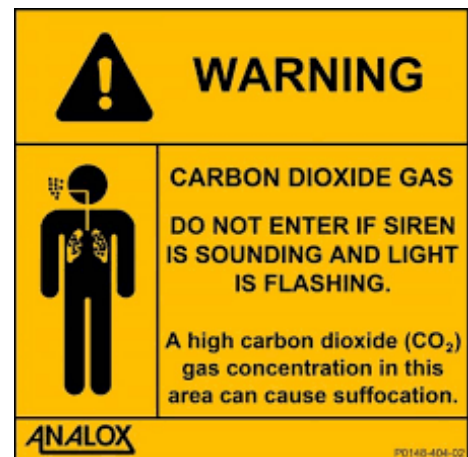
M-1

Revision Date:
11-5-25



Warning Signs

A warning sign shall be placed next to each audible/visual notification appliance.



A warning sign shall also be placed at the entrance to the room where



CITY OF VICTORVILLE

FIRE PREVENTION DIVISION

14345 Civic Center Drive
Victorville, CA 92392
(760) 955-5233

Standard Number

M-1

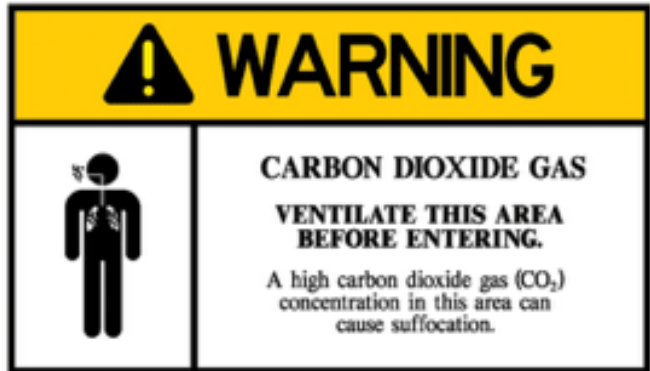
Revision Date:
11-5-25

FIRE PREVENTION STANDARD

Carbon Dioxide (CO₂) Systems

CO₂ tanks are located.

Signs shall be a minimum of 7”H by 10” W.





CITY OF VICTORVILLE

FIRE PREVENTION DIVISION

14345 Civic Center Drive
Victorville, CA 92392
(760) 955-5233

Standard Number


M-1

Revision Date:
11-5-25

FIRE PREVENTION STANDARD Carbon Dioxide (CO2) Systems

Hazard Identification Signage

Where liquid CO2 containers are located in buildings, NFPA 704 placards displaying the hazard ratings shown below shall be posted at specific entrances (e.g. exterior doors closest to tanks, storage rooms doors) as determined by the fire code official.





CITY OF VICTORVILLE

FIRE PREVENTION DIVISION

14345 Civic Center Drive
Victorville, CA 92392
(760) 955-5233

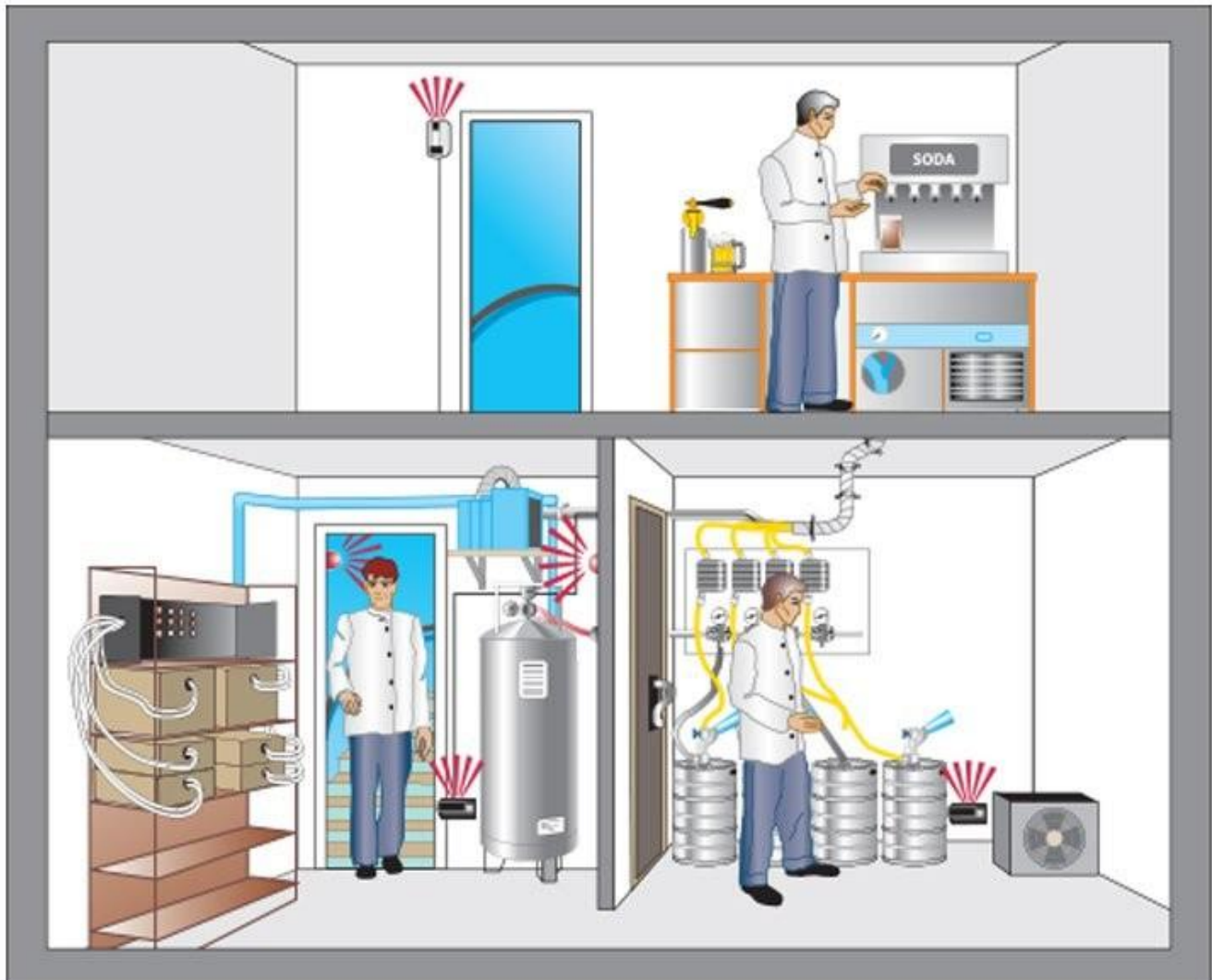
Standard Number

M-1

Revision Date:
11-5-25

FIRE PREVENTION STANDARD Carbon Dioxide (CO2) Systems

Sensor and Alarm Location





CITY OF VICTORVILLE

FIRE PREVENTION DIVISION

14345 Civic Center Drive
Victorville, CA 92392
(760) 955-5233

Standard Number

M-1

Revision Date:
11-5-25

FIRE PREVENTION STANDARD

Carbon Dioxide (CO2) Systems

Points of Use/Mixing Areas





CITY OF VICTORVILLE

FIRE PREVENTION DIVISION

14345 Civic Center Drive
Victorville, CA 92392
(760) 955-5233

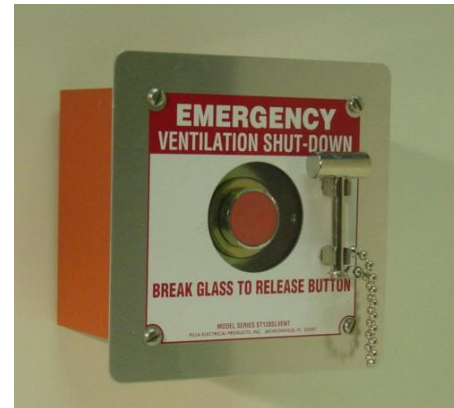
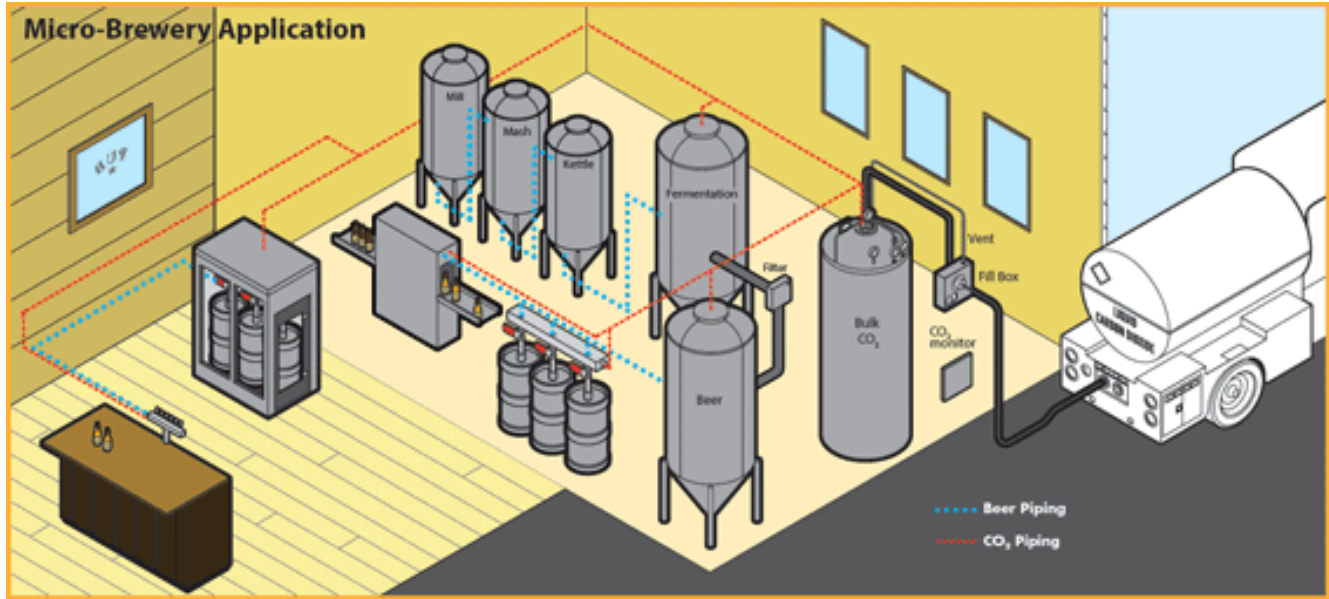
Standard Number

M-1

Revision Date:
11-5-25

FIRE PREVENTION STANDARD

Carbon Dioxide (CO₂) Systems





CITY OF VICTORVILLE

FIRE PREVENTION DIVISION

14345 Civic Center Drive

Victorville, CA 92392

(760) 955-5233

FIRE PREVENTION STANDARD

Carbon Dioxide (CO₂) Systems

Standard Number

M-1

Revision Date:

11-5-25