



**CITY OF VICTORVILLE  
FIRE PREVENTION DIVISION**

14345 Civic Center Drive  
Victorville, CA 92392  
(760) 955-5233

Standard Number

**B-1**

Revision Date:  
11-5-25

**FIRE PREVENTION STANDARD  
B-1 PREMISE AND BUILDING IDENTIFICATION AND ADDRESSING**

**AUTHORITY**

California Fire Code Sections 102.9, 103, and section 104.1.1 as amended in section 8.08.04(5) of the City of Victorville Municipal Code provides that the fire code official of the City of shall have the authority to adopt policies, procedures, rules, and regulations in order to clarify the application of the Fire Code and to specify requirements not specifically provided for by the Fire Code. For further requirements on this subject, see section 505 et. seq. of the California Fire Code. This standard may be modified with the approval of the Fire Code Official.

**PURPOSE**

The purpose of this standard is to provide the minimum requirements for the identification and addressing of buildings and premises in accordance with the provisions of the California Fire Code (CFC) as well as any locally adopted amendments to these codes.

**SCOPE**

This standard applies to the marking of all buildings with address numbers for identification.

**DISCLAIMER**

These standards may change without notice. Whenever applicable statutes, regulations, and standards are updated and adopted, the latest shall apply. Please contact the Victorville Fire Prevention Division at (760) 955-5227 to determine if these standards have changed. These requirements do not exempt any individual from complying with other applicable state, county, or city codes and standards.

**SUBMITTALS**

Address and suite numbers shall be clearly identified on all new construction or tenant improvement plans submitted to the Fire Prevention Division for approval.

When required, a separate set of plans or an exhibit showing the details of the address or suite numbers shall be submitted to the Fire Department for approval. Such plans or exhibit shall be a scaled site plan or plot plan and shall contain the following information at a minimum:

- 1) Location of the address or suite numbers.
- 2) Size of the address or suite numbers.
- 3) Color of the address or suite numbers



**CITY OF VICTORVILLE  
FIRE PREVENTION DIVISION**

14345 Civic Center Drive  
Victorville, CA 92392  
(760) 955-5233

Standard Number

**B-1**

Revision Date:  
11-5-25

**FIRE PREVENTION STANDARD  
PREMISE AND BUILDING IDENTIFICATION AND ADDRESSING**

**GENERAL**

Building and premises identification shall be in accordance with the CA Fire and Building codes and the City of Victorville Fire Dept Standard.

**COMMERCIAL, CONDOMINIUMS, AND INDUSTRIAL BUILDINGS**

- 1) The street address shall be posted with a minimum of twelve (12) inch in height numbers with a one (1) inch stroke, visible from the street of the corresponding address. During the hours of darkness, they shall be electrically illuminated either externally or internally.
- 2) Posted numbers shall contrast with their background and be legible from the street of the corresponding address prior to occupancy.
- 3) Where building setbacks exceed one hundred (100) feet from the roadway, additional non-illuminated contrasting numbers eighteen (18) inches in height with a one (1) inch stroke shall be displayed at the property access entrance on a permanent monument.
- 4) Commercial/Industrial buildings - Secondary or rear entrance doors shall be marked with unit designators with a minimum of six (6) inch high and 3/8-inch stroke numbers/letters.
- 5) In a multifamily complex, there shall be positioned at each entrance of the complex an illuminated diagrammatic representation of the complex showing the location of fire hydrants, egress/ingress, building and unit designators within the complex (**see Diagram B-1.1**).
- 6) Where interior buildings exist, completely detached from roadway circulation, illuminated or reflector signs shall be posted along walkway entrances from road circulation points, indicating interior buildings that take access from that particular path.
- 7) Each individual unit/building within the complex shall display a prominent identification letter, not less than six (6) inches in height and one-half (1/2) inch stroke, which is easily visible to approaching vehicular and/or pedestrian traffic. During the hours of darkness, these letters shall be internally or externally electrically illuminated.
- 8) Each individual unit shall have a number/letter with the first digit indicating floor level, not less than four (4) inches in height and one-half (1/2) inch stroke.

**SINGLE-FAMILY HOMES**

- 1) The street address shall be posted with a minimum of four (4") inches in height numbers.
- 2) with a one-half (1/2)-inch stroke, visible from the legal access road. During the hours of darkness, they shall be internally illuminated.



**CITY OF VICTORVILLE  
FIRE PREVENTION DIVISION**

14345 Civic Center Drive  
Victorville, CA 92392  
(760) 955-5233

Standard Number

**B-1**

Revision Date:  
11-05-25

**FIRE SAFETY STANDARD**

**PREMISE AND BUILDING IDENTIFICATION AND ADDRESSING**

- 3) Prior to occupancy, the posted numbers shall be installed with numbers that contrast with their background and are legible from the street
- 4) Where building setbacks exceed fifty (50') feet from the roadway, an additional non-illuminated contrasting four (4) inch stroke shall be displayed at the property access entrance on a permanent monument.

**STREET/ROAD SIGNS**

- 1) The street sign shall be posted at the intersection closest to the project being constructed, and the location shall be approved by the local engineering department or the fire code official. **(See Diagram B-1.2).**
- 2) The sign shall be a 2" galvanized post., as described on **Diagram B-1.2**
- 3) Alternative method, when approved by the Fire Prevention Division, may be a 4" x 4" post constructed of redwood s4s (surface 4 sides) or equivalent. **(See Diagram B-1.3).**
- 4) All wood surfaces shall be given two coats of white enamel paint.
- 5) Street name letters shall be 3 inches high. Letters shall be stenciled with black enamel paint on all sides.

**NEW DEVELOPMENT TRACTS. COMMERCIAL AND INDUSTRIAL**

All new development projects shall have a temporary street sign installed on all street corners within that project prior to the placement of combustible materials on site. Permanent signs shall be installed prior to occupancy and shall comply with this Standard.



**CITY OF VICTORVILLE  
FIRE PREVENTION DIVISION**

14345 Civic Center Drive  
Victorville, CA 92392  
(760) 955-5233

Standard Number

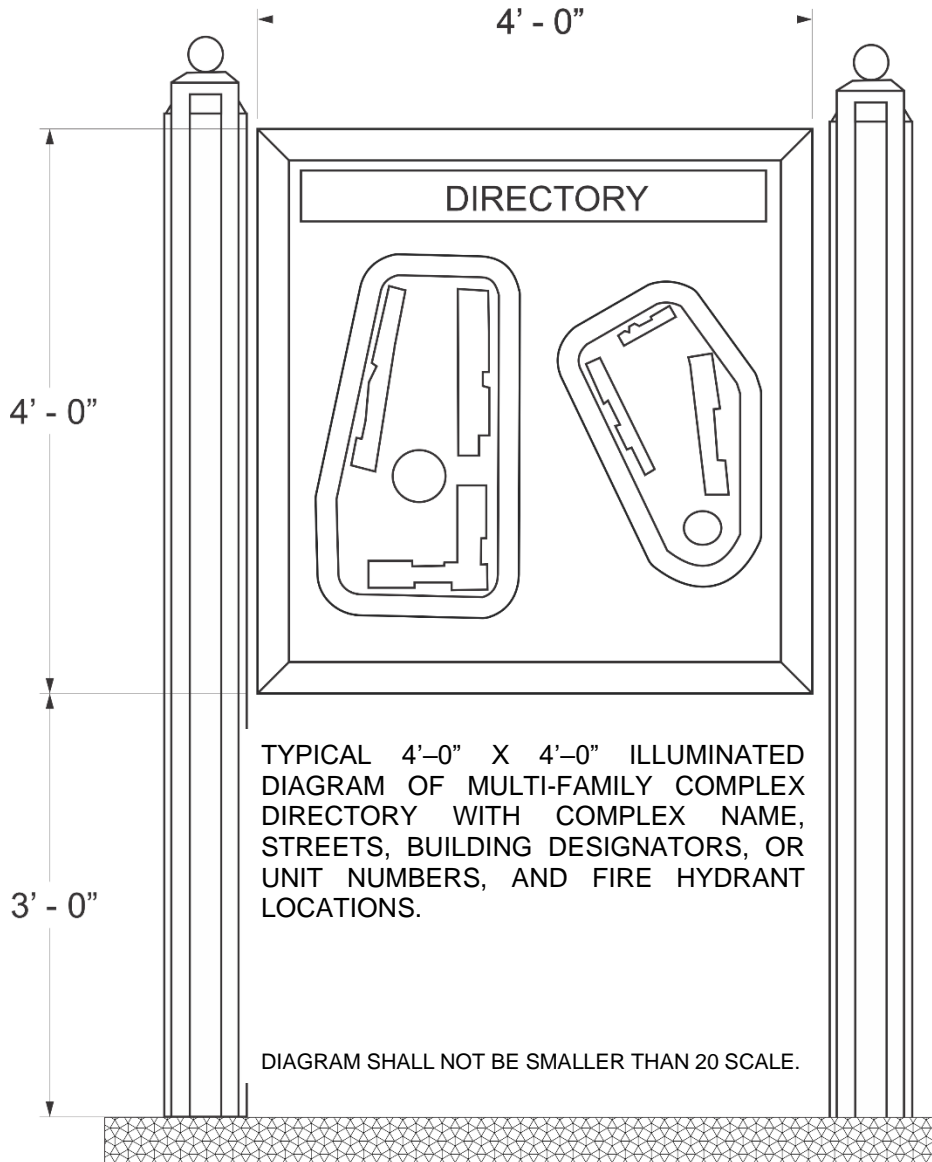
**B-1**

Revision Date:  
11-05-25

**FIRE SAFETY STANDARD**

**PREMISE AND BUILDING IDENTIFICATION AND ADDRESSING**

**DIAGRAM B-1.1: ILLUMINATED DIRECTORY DETAIL**





**CITY OF VICTORVILLE  
FIRE PREVENTION DIVISION**

14345 Civic Center Drive  
Victorville, CA 92392  
(760) 955-5233

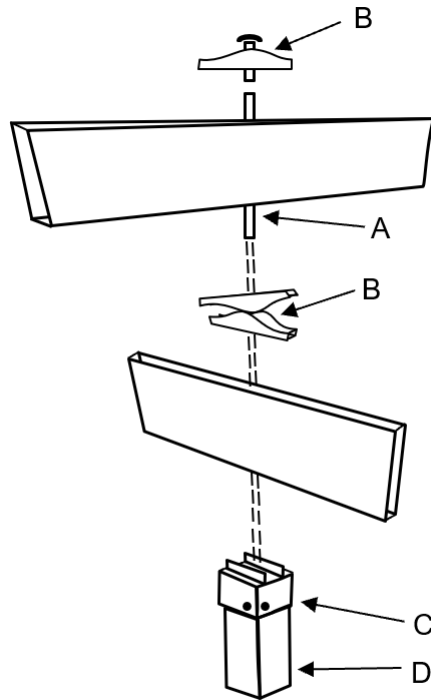
Standard Number

**B-1**

Revision Date:  
11-5-25

**FIRE PREVENTION STANDARD  
PREMISE AND BUILDING IDENTIFICATION AND ADDRESSING**

**DIAGRAM B-1.2: STREET SIGN DETAIL**



1. 5/8" x 15" Cadmium plated carriage bolt.
2. Ornamental top shall be 14 gage anodized aluminum. Center cross saddle shall be one piece cast anodized aluminum.
3. One piece 2" cast anodized aluminum post cap with four 3/8" stainless steel allen head set screws.
4. 2" sq. steel post 8' – 12' long installed with a driven 2 1/2" sq. steel breakaway base 3' long as per city installation standard 303b.

**ASSEMBLY**

**Design:** Each four-way unit shall consist of two double-face signs with street names mounted at right angles with center rod assembly.

**Bracket Assembly:** The post cap, ornament, and center rod assembly shall be made to mount on 2" sq. galvanized post. The center rod shall be 5/8" cadmium-plated carriage bolt. Head of bolt shall form the top of the post cap. Post cap shall be secured to the post with three 3/8" stainless steel allen head set screws.

**Material:** Sign shall be green anodized aluminum extrusion of 6063T-4 alloy material. All Anodizing shall conform with Alumilite specification #215-R1.

**Finish:** Sign faces shall be FHWA Type-II reflective sheeting. The transparent screen process color shall be as recommended by the reflective sheeting manufacturer. Application of the reflective sheeting to the sign shall be by methods as approved by the reflective sheeting manufacturer.

**Lettering:** Street names shall be 4" high. Each name shall be individually laid out to fit either the 24"



# CITY OF VICTORVILLE

## FIRE PREVENTION DIVISION

14345 Civic Center Drive  
Victorville, CA 92392  
(760) 955-5233

Standard Number

**A-1**

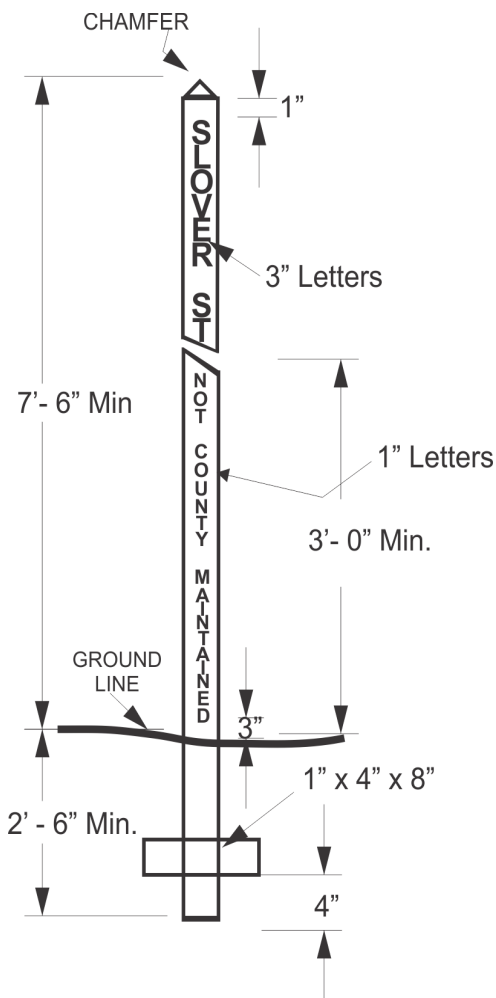
Revision Date:  
11-5-2025

## FIRE PREVENTION STANDARD

### FIRE APPARATUS ACCESS ROAD DESIGN, CONSTRUCTION, AND MAINTENANCE

or 30" space. The letters shall be of the rounded type style conforming to the standard alphabet for highway signs designed by the U.S. Public Roads Administration. Letters shall be FHWA Type II reflective sheeting.

#### DIAGRAM B-1.3: STREET SIGNPOST



- 1) See Standard No. 303a for marker locations.
- 2) The post shall be 4" x 4" construction heart structural redwood, S.4S., and/or equivalent as approved by the stand specifications.
- 3) All wood surfaces shall be given one coat of wood primer and two coats of enamel: signpost yellow, in accordance with the standard specifications.
- 4) Letters shall be stenciled with black paint on all sides.
- 5) Street name letters shall be 3" high and not county-maintained letters 1" high rounded type style conforming with the standard alphabet for highway signs designed by the U.S. Public Roads Administration.