



CITY OF VICTORVILLE

FIRE PREVENTION DIVISION

14345 Civic Center Drive
Victorville, CA 92392
(760) 955-5233

Standard Number

A-3

Revision Date:
11-5-2025

FIRE PREVENTION STANDARD

A-3 GATES AND OTHER OBSTRUCTIONS TO FIRE DEPARTMENT ACCESS

AUTHORITY

California Fire Code Sections 102.9, 103, and section 104.1.1 as amended in section 8.08.04(5) of the City of Victorville Municipal Code provides that the fire code official of the City of shall have the authority to adopt policies, procedures, rules, and regulations in order to clarify the application of the Fire Code and to specify requirements not specifically provided for by the Fire Code. For further requirements on this subject, see section 503.4, 503.5, and 503.6 et. seq. of the California Fire Code. This standard may be modified with the approval of the Fire Code Official.

PURPOSE

The purpose of this standard is to provide guidance for the approved methods of installation and maintenance of gates and other obstructions to fire department access.

SCOPE

This standard shall apply to all obstructions, access control devices, traffic calming devices, or other similar systems within any roadways that serve as fire access in all new or existing residential, commercial, and industrial development. This standard does not apply to obstructions within parking aisles that do not serve as fire apparatus access roads.

DISCLAIMER

These standards may change without notice. Whenever applicable statutes, regulations, and standards are updated and adopted, the latest shall apply. Please contact the Victorville Fire Prevention Division at (760) 955-5227 to determine if these standards have changed. These requirements do not exempt any individual from complying with other applicable state, county, or city codes and standards.

SUBMITTALS

Detailed plans shall be submitted to the Fire Prevention Division for approval and permit prior to the installation of any obstructions, security gates, or other vehicle access control devices or systems. The plans shall contain, at a minimum, the following information:

- 1) Plot plan showing the locations of all fire department access roads, nearby buildings, fire protection equipment and appliances, means of emergency operation, and location(s) of any proposed gates or other obstructions.
- 2) Elevations and cross sections of all gates or other obstructions, with dimensions.
- 3) Details of the installation and manufacturer's specifications sheets for all materials and associated equipment.



CITY OF VICTORVILLE

FIRE PREVENTION DIVISION

14345 Civic Center Drive
Victorville, CA 92392
(760) 955-5233

Standard Number

A-3

Revision Date:
11-5-2025

FIRE PREVENTION STANDARD GATES AND OTHER OBSTRUCTIONS TO FIRE DEPARTMENT ACCESS

- 4) Proposed signage and/or striping on all fire apparatus access roadways as required by the City of Victorville Standard A-1. Any other important details and information as required by this Standard. Once approved for installation, the work shall be inspected by the Fire Department prior to placing the system into operation.

Note: Please see the City of Victorville Standard A-4 pertaining to Knox ® key switches and key boxes.

DEFINITIONS

EMERGENCY VEHICLE ACCESS (EVA) – A road or other passageway developed to allow the passage of fire apparatus. An emergency vehicle access is not necessarily intended for vehicular traffic other than fire apparatus.

SPEED BUMP – A raised portion of roadway that is out of conformance with the minimum criteria in this Standard and not approved by the Fire Department.

SPEED HUMP – A raised portion of roadway that meets the minimum criteria as specified in this Standard as well as that of the City of Victorville Engineering Department.

TRAFFIC CALMING FEATURES – Roadway devices such as bottlenecks, curves, and roundabouts, which are designed to slow the speed of traffic.

GENERAL

- 1) All obstructions to fire department access shall be installed so as to provide both emergency ingress and egress. Direction-limiting devices with no override provision, such as fixed tire spikes, shall be prohibited.
- 2) The total number of obstructions to fire department access or associated systems, through which emergency responders must pass through to reach any address, shall not exceed one unless specifically approved by the fire code official.
- 3) The placement of gates or obstruction shall not at any time interfere with the use of fire protection equipment, i.e., fire hydrants, fire department connections, fire sprinkler valves etc.
- 4) All access control devices must be operable by emergency responders with no prior special knowledge, device, or effort.
- 5) All obstructions to fire department access that require electrical, hydraulic, or pneumatic power or force for normal operation shall automatically retract into an open position (“fail open”) when there is a malfunction or power loss and shall stay secured in an open position until normal operation is restored.



CITY OF VICTORVILLE

FIRE PREVENTION DIVISION

14345 Civic Center Drive
Victorville, CA 92392
(760) 955-5233

Standard Number

A-3

Revision Date:
11-5-2025

FIRE PREVENTION STANDARD GATES AND OTHER OBSTRUCTIONS TO FIRE DEPARTMENT ACCESS

MANUALLY OPERATED SECURITY GATES

- 1) Access roads designated for Fire Department (EVA) use only may be gated with manually operated gates which are marked with a sign reading "EMERGENCY AND AUTHORIZED VEHICLES ONLY" per **Diagram A-3.1**, with red letters contrasting from their background and visible from all directions of approach and must meet other applicable requirements of the California Fire Code and City of Victorville Fire Department Standards.
- 2) Manual gates shall have a means of emergency operation that allows manual operation by one person. Manually operated gates shall be equipped with an approved "Knox ®" padlock or an equivalent locking system acceptable to the Fire Department.
- 3) Manual gates shall either slide open horizontally or swing inward in the direction of emergency vehicle ingress to open.
- 4) For development other than single-family dwellings, fire apparatus access openings or driveway approaches serving two-way vehicular traffic shall provide a minimum width of twenty (20) feet of clearance fully open. When medians or center dividers are present and openings or approaches serve one-way traffic, a minimum of twelve (12) feet of clearance shall be required when gates are fully open. One-way openings or approaches shall be within fifteen (15) feet of each other and shall meet all the requirements of this Standard.
- 5) For private driveways serving single-family dwellings, gates shall have a minimum clear open width of twelve (12) feet and shall meet all other applicable requirements of this Standard.
- 6) Gates that provide emergency access to fuel modification zones or wildland areas shall have a minimum clear open width of fifteen (15) feet and shall meet all other applicable requirements of this standard.
- 7) Parking of vehicles shall not obstruct any entrance or the operation of any gate installed per the requirements of this standard. "NO PARKING" signs designed and installed in accordance with City of Victorville Standard A-3 may be required as directed by the fire code official.
- 8) When required by the fire code official, entry gates shall be installed so as to provide a minimum of forty feet (40') of fire apparatus stacking from the intersecting road. **(See Diagram A-3.2)**

ELECTRICALLY OPERATED SECURITY GATES

- 1) Electrically operated security gates shall meet all the requirements of the "MANUALLY OPERATED SECURITY GATES" section above and must meet other applicable requirements of the California Fire Code and this section, as well as all other City of Victorville Fire Department Standards.



CITY OF VICTORVILLE

FIRE PREVENTION DIVISION

14345 Civic Center Drive
Victorville, CA 92392
(760) 955-5233

Standard Number

A-3

Revision Date:
11-5-2025

FIRE PREVENTION STANDARD

GATES AND OTHER OBSTRUCTIONS TO FIRE DEPARTMENT ACCESS

- 2) Electric gates shall be equipped with an emergency preemption device as an automatic means of opening the gate for emergency access by fire department personnel. The location and type of emergency opening devices shall be approved by the fire code official and, at minimum, shall require Opticom® or equivalent sensors and shall also require Knox key switches as deemed necessary by the fire code official. **(See Diagram A-3.3)**
- 3) Any preemption devices on electric gates shall override all normal gate operations and completely open the gate(s). After preemption devices are activated, gates shall be maintained in an open position for a minimum of twenty (20) minutes, after which the gate controller shall automatically reset and close the gate.
- 4) All electric motors operating security gates that obstruct fire department access roadways or systems shall be listed in accordance with ASTM F2200 and UL 325 and shall reach the fully open position within a total time not to exceed one second for each one foot of obstructed required width.
- 5) A safety loop that prevents the gate from closing on vehicles going through the gate shall be installed on all electric gates.
- 6) An automatic exit loop that activates the gate in the direction of egress shall be installed on all electric gates, or an additional preemption device may be installed in the direction of emergency vehicle egress when approved by the fire code official.
- 7) Electric gates shall be provided with a manual release to allow the gate to be operated manually when electrical service is interrupted. A pedestrian gate will be required if the manual release is behind a locked gate that does not fail in the open position.

REMOVABLE OR RETRACTABLE BOLLARDS AND BARRICADES

- 1) Bollards and barricades of any type that are installed across fire apparatus access roads shall be either automatically retractable into an open position or manually removable. The location, type, and design of such obstructions shall be approved by the fire code official prior to installation.
- 2) Bollards or barricades that are automatically retractable shall have an approved means of emergency operation for Fire Department use, installed in a highly visible location.
- 3) Manually removable bollards or barricades shall not exceed forty pounds (40 lbs.) per bollard or barricade. Any padlocks or other security devices installed on removable bollards or barricades shall be a “break-away” type that can be easily forced open.
- 4) Bollards and barricades shall be painted with bright colored reflective yellow paint and have reflective decals installed for high visibility during the hours of darkness.

SPEED HUMPS



CITY OF VICTORVILLE

FIRE PREVENTION DIVISION

14345 Civic Center Drive
Victorville, CA 92392
(760) 955-5233

Standard Number

A-3

Revision Date:
11-5-2025

FIRE PREVENTION STANDARD GATES AND OTHER OBSTRUCTIONS TO FIRE DEPARTMENT ACCESS

- 1) Speed humps installed within fire access roadways shall be designed pursuant to this standard or other recognized equivalent specification; and if installed on public streets, shall be approved by the City of Victorville Engineering Department. In general, speed humps shall be designed for vehicles with a travel speed of 25 mph, a minimum width of twelve feet (12'), a maximum height of four inches (4") and a minimum taper of 24 inches (24") (**See Diagram A-3.4**)
- 2) Speed humps shall be spaced no closer than 300 feet apart. Speed humps shall not be placed within five feet (5') of an intersection or driveway, or within twenty feet (20') of a fire hydrant.
- 3) Warning signs as well as reflective pavement marking shall be required per City Standards if speed humps are placed on public streets. Speed humps placed on private property shall have signage and diagonal pavement "hash" markings as shown in (**Diagram A-3.5.**)
- 4) Existing, non-conforming speed humps (such as speed bumps) will be subject to removal when deemed by the fire code official as a hazard to emergency response vehicles.

OTHER TRAFFIC CALMING FEATURES

- 1) Traffic calming features designed to slow the speed of traffic may be utilized, subject to approval by the fire code official. At no time will traffic calming devices be allowed to restrict the minimum width or turning radius within a fire department access route.
- 2) When approved, traffic calming devices shall be constructed and maintained as per appropriate standards. Plans shall be submitted to the Fire Prevention Division for review and approval prior to any construction taking place.

MAINTENANCE OF OBSTRUCTIONS

- 1) In order to ensure proper maintenance, a copy of a maintenance contract for automatic devices and systems is required to be supplied to the Fire Prevention Division for review. Regular inspections of equipment, on a minimum of a bi-annual basis, shall be performed and a record kept on file for Fire Prevention Division review.
- 2) The property owner and/or property owners' association shall be responsible for maintaining all equipment. All system components shall be maintained in an operative condition at all times and shall be replaced or repaired when defective.
- 3) The Fire Prevention Division shall have the authority to perform inspections to ensure proper maintenance and integrity of any systems or equipment on an as-needed basis.



CITY OF VICTORVILLE

FIRE PREVENTION DIVISION

14345 Civic Center Drive
Victorville, CA 92392
(760) 955-5233

Standard Number

A-3

Revision Date:
11-5-2025

FIRE PREVENTION STANDARD GATES AND OTHER OBSTRUCTIONS TO FIRE DEPARTMENT ACCESS

DIAGRAM A 3.1: "EMERGENCY VEHICLES ONLY" SIGN DETAIL

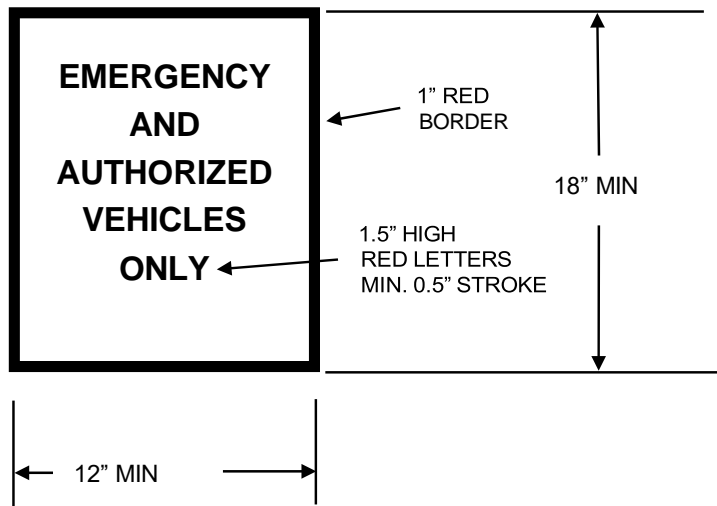
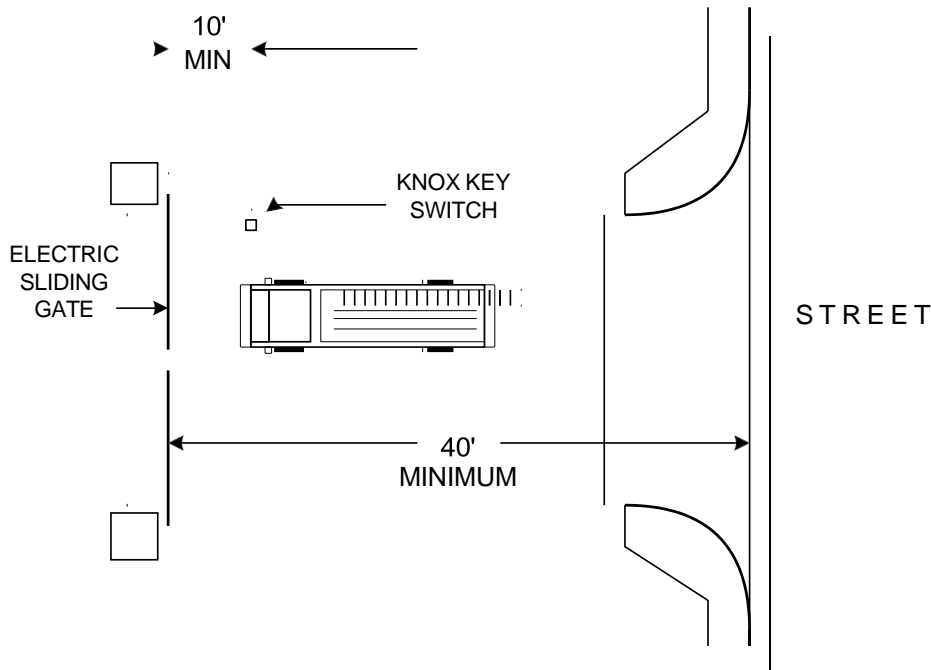


DIAGRAM A-3.2: ENTRY GATE STACKING





CITY OF VICTORVILLE

FIRE PREVENTION DIVISION

14345 Civic Center Drive
Victorville, CA 92392
(760) 955-5233

Standard Number

A-3

Revision Date:
11-5-2025

FIRE PREVENTION STANDARD GATES AND OTHER OBSTRUCTIONS TO FIRE DEPARTMENT ACCESS

DIAGRAM A-3.3: ELECTRICALLY OPERATED GATE

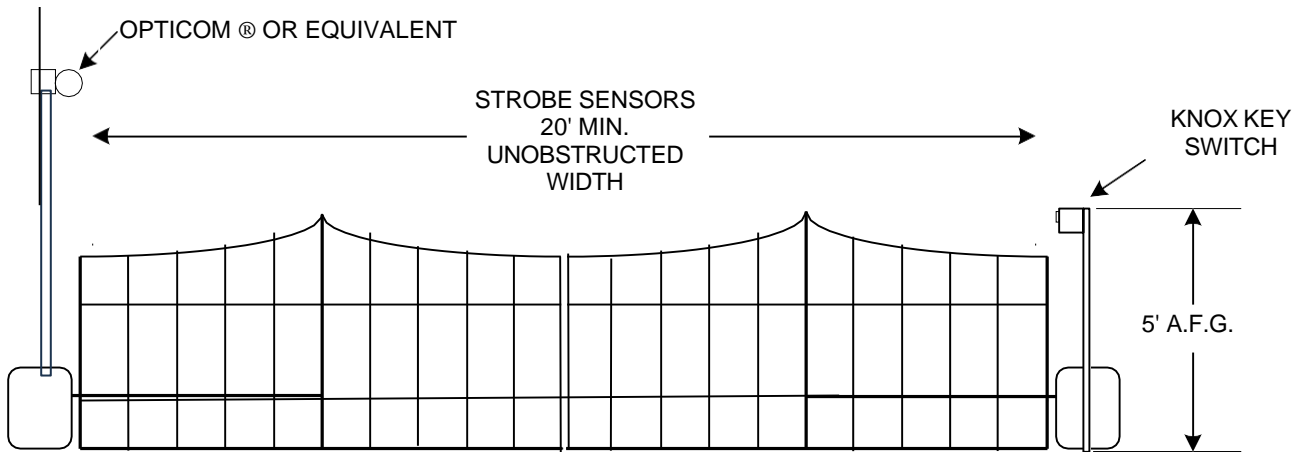


DIAGRAM A-3.4: SPEED HUMP

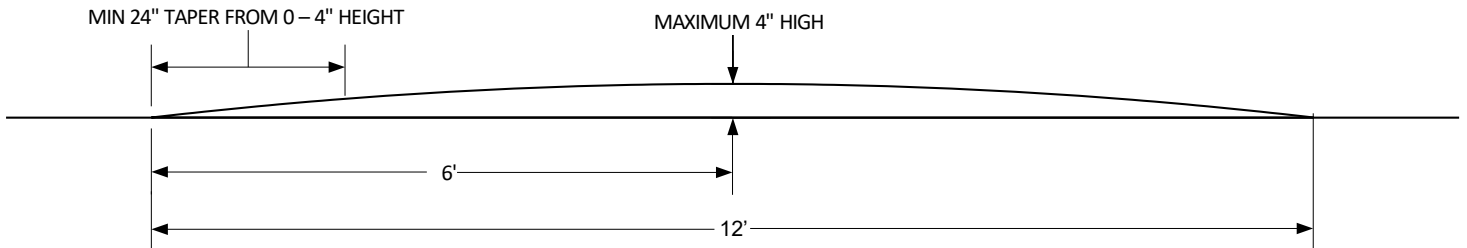


DIAGRAM A-3.5: SPEED HUMP STRIPING

