

RESOLUTION 18-012

A RESOLUTION OF THE CITY COUNCIL OF THE CITY OF VICTORVILLE, CALIFORNIA, ESTABLISHING A SCHEDULE OF PERIODIC FEES AND FREQUENCY OF COLLECTION FOR THE COLLECTION AND DISPOSAL OF SOLID WASTE AND RECYCLABLE MATERIALS, RECYCLABLE MATERIALS PROCESSING, AND MANAGEMENT OF HOUSEHOLD HAZARDOUS WASTES IN THE CITY OF VICTORVILLE, AND RESCINDING RESOLUTION NO. 11-017

WHEREAS, the City Council of the City of Victorville (the "City Council") has adopted Chapter 6.36 of the Victorville Municipal Code (the "VMC") which provides for the collection, removal, and disposal of solid waste within the City of Victorville (the "City"); and

WHEREAS, Section 6.36.020 of the VMC declares that it is the policy of the City to provide for solid waste handling services and devise recycling/diversion programs to comply with California state laws; and

WHEREAS, VMC Section 6.36.036 states that the City shall provide solid waste and recycling services to all occupied premises in the City and that the City shall collect such fees as are adopted by resolution of the City Council of the City; and

WHEREAS, the City currently charges rates and fees for: the collection, removal, and disposal of solid waste and recyclable materials; recyclable materials processing and programs; and household hazardous waste management (hereinafter "Solid Waste Services"), pursuant to Resolution No. 11-017; and

WHEREAS, the City provides for the collection of solid waste and recyclables through a contract with its franchised hauler, Victorville Disposal, Inc., which contract includes an annual cost of living adjustment provision based on CPI; and

WHEREAS, the City also has a contract with the County of San Bernardino for the disposal of solid waste at the County's landfill, which contract provides for annual rate adjustments per a specified formula; and

WHEREAS, Proposition 218 was adopted by the voters on November 6, 1996, adding Articles XIII C and XIII D to the California Constitution; and

WHEREAS, at its regular meeting on April 3, 2018, the City Council adopted Resolution No. 18-011 which: (1) initiated the process of adopting proposed revisions of and increases to the City's rates and fees for Solid Waste Services (the "Proposed Rates") in accordance with the substantive and procedural requirements of Section 6 of Article XIII D of the California Constitution; (2) accepted the Solid Waste Cost of Service/Rate Study (the "Rate Study"); (3) set a Public Hearing for June 5, 2018 to receive testimony and consider any protests against the Proposed Rates; and (4) authorized staff to prepare and mail notices of the Public Hearing to the record owners of each identified parcel upon which the Proposed Rates are to be imposed, advising them of the Proposed Rates and the Public Hearing thereon; and

WHEREAS, on April 19, 2018, the notice of the June 5, 2018 Public Hearing was mailed to the record property owners for each identified parcel upon which the Proposed Rates are to be imposed; and

WHEREAS, such notices contained the information as required by Section 6 of Article XIII D of the California Constitution; and

WHEREAS, a total of **32,005** notices were mailed to property owners and, pursuant to Section 6 of Article XIII D of the California Constitution, the City would be unable to adopt the Proposed Rates if valid written protests are submitted by the owners of record for a majority of the identified parcels subject to the Proposed Rates (50 percent plus 1, a "Majority Protest"); and

WHEREAS, in accordance with the City's standard practice for noticing resolutions to be adopted at public meetings, a notice relating to the adoption of this Resolution was published in a newspaper of general circulation on May 25, 2018 and June 1, 2018, and a copy of the Public Hearing Notice was made available on the City's website; and

WHEREAS, the City Council conducted a Public Hearing on June 5, 2018 at 6:00 p.m. at Victorville City Council Chambers, 14343 Civic Drive, Victorville, California, 92392, in order to receive oral and written testimony regarding the Proposed Rates and to determine if a Majority Protest existed; and

WHEREAS, at the close of the Public Hearing 168 protests were received; and

WHEREAS, the number of protests submitted in opposition was not greater than 16,003 (which number represents a majority of the parcels subject to the Proposed Rates); and

WHEREAS, a Majority Protest does not exist; and

WHEREAS, the City Council has reviewed the adoption of this Resolution pursuant to the requirements of the California Environmental Quality Act of 1970, as amended ("CEQA") and has determined that the adoption of the Proposed Rates has no foreseeable potential to result in a significant impact upon the environment and is exempt from CEQA review pursuant to State CEQA Guidelines Section 15061(b)(3). Further, the City Council has determined that the approval of the fees and rates is exempt from substantive environmental review under Section 15273 of the State CEQA Guidelines, as such fees and rates are being adopted for the purposes of meeting operating expenses, including employee wage rates and fringe benefits; purchasing or leasing supplies, equipment, or materials; meeting financial reserve needs and requirements; and obtaining funds for capital projects, necessary to maintain service within existing service areas for the provision of Solid Waste Services; and

WHEREAS, based upon the findings, information and recommendations of the Rate Study, the requirements of Section 6 of Article XIII D of the California Constitution, and the testimony provided at the Public Hearing, the City Council finds it to be in the best interests of the City and its solid waste customers to adopt this Resolution and the Proposed Rates.

NOW, THEREFORE, THE CITY COUNCIL OF THE CITY OF VICTORVILLE DOES HEREBY RESOLVE AS FOLLOWS:

Section 1. Recitals

The recitals set forth above are true and correct, and together with the findings and definitions set forth therein, are hereby made part of this Resolution by this reference.

Section 2. Findings

The City Council makes all of the following findings:

- a. The revenues derived from the Proposed Rates shall not exceed the funds required to provide the Solid Waste Services;
- b. The revenues derived from the Proposed Rates shall not be used for any purpose other than that for which the Proposed Rates are imposed;
- c. The Proposed Rates will be used to provide Solid Waste Services actually used or immediately available for use by the owners of the properties/parcels so charged;
- d. The Proposed Rates charged shall not exceed the proportional cost of the Solid Waste Services attributable to the parcel/property; and
- e. The Proposed Rates are not being imposed for general governmental services, including police, fire, ambulance, or library services.

Section 3. Effective Date

This Resolution, and the rates, fees, charges, costs and other provisions which are fixed or established hereby, shall become effective for all billings for Solid Waste Services made on or after July 1, 2018. The schedule of fees for Solid Waste Services (with the exception of Household Hazardous Waste Management fees, which remain at their current rate and are specified in Section 4, below), shall be per the attached Exhibit A. Rates will be adjusted annually thereafter on July 1 of each year for the years of 2019, 2020, 2021 and 2022, as specified in Exhibit A.

Section 4. Fee for Household Hazardous Waste Management

Single-family dwelling: Single-family dwelling means a detached building designed for occupancy by one family and consisting of a single living unit. The fee for Household Hazardous Waste management for single-family dwellings shall be \$0.32 per month.

Multiple-family dwelling on Cart Service: Multiple-family dwelling means a residential building designed for occupancy by more than one family. It may also include two (2) or more buildings, designated for single-family occupancy, but which are on the same parcel. The fee for Household Hazardous Waste management for multiple-family dwellings utilizing cart service shall be \$0.32 per month per dwelling unit.

Multiple-family dwelling on Bin Service: The fee for Household Hazardous Waste management for multiple-family dwellings (as defined above) utilizing bin service shall be \$0.32 per month per dwelling unit.

Section 5. Low Income/Senior Hardship Discount on Solid Waste Fees

Seniors (age 62 or older) or disabled resident property owners who are enrolled in a C.A.R.E. (California Alternative Rates for Energy) program may be eligible for a discount on their solid waste fees. To qualify for the discount ("Hardship Rate"), residents must fill out the City application and provide requested supporting documentation to prove eligibility. The Hardship Rate, as shown on Exhibit A, is available only on solid waste fees for standard barrel/cart service at single-family home/property where the qualifying owner resides. The discount available under the Hardship Rate is based on a reduced collection cost available through the City's franchised hauler, Victorville Disposal, Inc., and is not subsidized by other ratepayers.

Section 6. Fees for Miscellaneous Services

Fees for miscellaneous services, including overweight bins, late set outs, return trips, and/or contaminated recycle bins (empty as trash) shall be per the attached Exhibit A.

Section 7. Commercial Bin-Sharing Allowed by Permit

By special permit as set forth in Section 6.36.160 of the Victorville Municipal Code, commercial bins may be shared by one or more commercial users. If such permit is issued, each commercial user shall receive no less than the minimum service and each shall pay no less than the minimum fee set forth in the schedule of fees for bin service.

Section 8. Compliance with Law; Severability


If any Section or portion of this Resolution or the adopted rates listed in Exhibit A is for any reason held to be invalid or unconstitutional by the decision of any court of competent jurisdiction, such decision shall not affect the validity of the remaining portion of the Resolution or adopted rates.

Section 9. Certification

The City Clerk shall certify to the passage and adoption of this Resolution; shall cause the same to be entered in the book of original Resolutions of the City; and shall make a minute of passage and adoption thereof in the records of the proceedings of the City Council, in the minutes of the meeting at which this Resolution is passed and adopted.


Resolution No. 18-012

PASSED, APPROVED AND ADOPTED this 5th day of JUNE 2018.




MAYOR OF THE CITY OF VICTORVILLE

ATTEST:



CITY CLERK

APPROVED AS TO FORM:



CITY ATTORNEY


I, CHARLENE ROBINSON, City Clerk of the City of Victorville and ex-officio Clerk to the City Council of said City, DO HEREBY CERTIFY that the foregoing is a true and correct copy of Resolution No. 18-012 which was adopted at a meeting held on the 5th day of June 2018, by the following roll call vote, to wit:

AYES: Councilmembers Garcia, Cox, Kennedy and Negrete

NOES: Councilmember Gomez

ABSENT: NONE

ABSTAIN: NONE



CITY CLERK

Exhibit A

Schedule of Fees for Solid Waste Services

SOLID WASTE RATE SCHEDULE	Monthly Rates				
	FY 2018/19	FY 2019/20	FY 2020/21	FY 2021/22	FY 2022/23
Single- and Multi-Family and Comm. Carts					
95 gal Solid Waste, 60 gal recycling	\$26.85	\$27.95	\$28.86	\$29.80	\$30.77
35 gal Solid Waste, 60 gal recycling	\$22.31	\$23.07	\$23.85	\$24.66	\$25.50
Additional 95-gallon Trash Container	\$12.21	\$12.81	\$13.21	\$13.62	\$14.05
Additional 60-gallon Recycling Container*	\$1.57	\$1.63	\$1.69	\$1.74	\$1.81
Hardship Rate (95 gal Solid Waste, 60 gal recyc.)**	\$21.85	\$22.55	\$23.27	\$24.01	\$24.78
Hardship Rate (35 gal Solid Waste, 60 gal recyc.)**	\$18.52	\$19.15	\$19.80	\$20.47	\$21.17
Commercial Cans					
95 gal Solid Waste, 60 gal recycling	\$33.64	\$35.33	\$36.49	\$37.70	\$38.95
Additional 95-gallon Trash Container	\$9.76	\$10.23	\$10.57	\$10.93	\$11.30
Additional 60-gallon Recycling Container	\$1.57	\$1.89	\$1.69	\$1.74	\$1.81
Miscellaneous Charges:***					
Late Set Out/Return Trip-Trash or Recycle	\$17.61	\$18.23	\$18.87	\$19.53	\$20.21
Contaminated Recycle, Empty as Trash	\$18.79	\$19.44	\$20.12	\$20.83	\$21.56
Change size/number of carts (in excess of once/year)	\$29.35	\$30.38	\$31.44	\$32.54	\$33.68

* The first additional recycling can is free; this charge applies to more than 2 recycling cans.

** Only if granted by the City; applies only to single-family accounts.

*** Applies to both residential and commercial can service.

SOLID WASTE RATE SCHEDULE		Monthly Rates				
Commercial Bins		FY 2018/19	FY 2019/20	FY 2020/21	FY 2021/22	FY 2022/23
Bin Size (CY)	Pick ups/week					
1.5	1	\$59.96	\$62.18	\$64.13	\$66.16	\$68.25
1.5	2	\$114.52	\$118.76	\$122.48	\$126.32	\$130.29
1.5	3	\$169.08	\$175.35	\$180.83	\$186.49	\$192.34
1.5	4	\$223.64	\$231.93	\$239.17	\$246.66	\$254.39
1.5	5	\$278.20	\$288.51	\$297.52	\$306.82	\$316.44
1.5	6	\$332.76	\$345.10	\$355.86	\$366.99	\$378.48
1.5	7	\$387.32	\$401.68	\$414.21	\$427.15	\$440.53
1.5	8	\$441.88	\$458.27	\$472.56	\$487.32	\$502.58
1.5	9	\$496.44	\$514.85	\$530.90	\$547.49	\$564.62
2	1	\$79.42	\$82.36	\$84.95	\$87.62	\$90.39
2	2	\$152.17	\$157.80	\$162.74	\$167.85	\$173.12
2	3	\$224.91	\$233.25	\$240.54	\$248.07	\$255.85
2	4	\$297.66	\$308.69	\$318.33	\$328.29	\$338.58
2	5	\$370.41	\$384.14	\$396.13	\$408.51	\$421.31
2	6	\$443.15	\$459.59	\$473.92	\$488.73	\$504.04
2	7	\$515.90	\$535.03	\$551.72	\$568.95	\$586.77
2	8	\$588.64	\$610.48	\$629.51	\$649.18	\$669.50
2	9	\$661.39	\$685.92	\$707.30	\$729.40	\$752.23
3	1	\$117.80	\$122.15	\$125.99	\$129.96	\$134.05
3	2	\$226.92	\$235.32	\$242.68	\$250.29	\$258.15
3	3	\$336.04	\$348.49	\$359.37	\$370.62	\$382.24
3	4	\$445.15	\$461.66	\$476.07	\$490.95	\$506.34
3	5	\$554.27	\$574.83	\$592.76	\$611.29	\$630.43
3	6	\$663.39	\$688.00	\$709.45	\$731.62	\$754.52
3	7	\$772.51	\$801.17	\$826.14	\$851.95	\$878.62
3	8	\$881.63	\$914.34	\$942.83	\$972.28	\$1,002.71
3	9	\$990.75	\$1,027.50	\$1,059.53	\$1,092.62	\$1,126.81
4	1	\$158.84	\$164.71	\$169.89	\$175.25	\$180.78
4	2	\$304.34	\$315.60	\$325.48	\$335.69	\$346.24
4	3	\$449.83	\$466.50	\$481.07	\$496.13	\$511.70
4	4	\$595.32	\$617.39	\$636.66	\$656.58	\$677.16
4	5	\$740.81	\$768.28	\$792.25	\$817.02	\$842.62
4	6	\$886.30	\$919.17	\$947.84	\$977.46	\$1,008.08
4	7	\$1,031.80	\$1,070.06	\$1,103.43	\$1,137.91	\$1,173.53
4	8	\$1,177.29	\$1,220.96	\$1,259.02	\$1,298.35	\$1,338.99
4	9	\$1,322.78	\$1,371.85	\$1,414.61	\$1,458.80	\$1,504.45

SOLID WASTE RATE SCHEDULE Solid Waste Roll-Offs		Monthly Rates*				
		FY 2018/19	FY 2019/20	FY 2020/21	FY 2021/22	FY 2022/23
Bin Size (CY)	Pick ups/week					
10	1	\$757.33	\$783.49	\$810.58	\$838.62	\$867.65
10	2	\$1,514.66	\$1,566.98	\$1,621.15	\$1,677.24	\$1,735.30
10	3	\$2,271.98	\$2,350.47	\$2,431.73	\$2,515.85	\$2,602.95
10	4	\$3,029.31	\$3,133.96	\$3,242.31	\$3,354.47	\$3,470.59
10	5	\$3,786.64	\$3,917.45	\$4,052.88	\$4,193.09	\$4,338.24
10	6	\$4,543.97	\$4,700.95	\$4,863.46	\$5,031.71	\$5,205.89
10	7	\$5,301.30	\$5,484.44	\$5,674.03	\$5,870.32	\$6,073.54
10	8	\$6,058.63	\$6,267.93	\$6,484.61	\$6,708.94	\$6,941.19
10	9	\$6,815.95	\$7,051.42	\$7,295.19	\$7,547.56	\$7,808.84
10	1x/mo.	\$174.77	\$180.81	\$187.06	\$193.53	\$200.23
10	E/O WK	\$378.66	\$391.75	\$405.29	\$419.31	\$433.82
20	1	\$855.14	\$884.38	\$914.66	\$946.02	\$978.49
20	2	\$1,710.28	\$1,768.76	\$1,829.32	\$1,892.04	\$1,956.97
20	3	\$2,565.42	\$2,653.15	\$2,743.99	\$2,838.05	\$2,935.46
20	4	\$3,420.56	\$3,537.53	\$3,658.65	\$3,784.07	\$3,913.95
20	5	\$4,275.70	\$4,421.91	\$4,573.31	\$4,730.09	\$4,892.43
20	6	\$5,130.84	\$5,306.29	\$5,487.97	\$5,676.11	\$5,870.92
20	7	\$5,985.98	\$6,190.68	\$6,402.64	\$6,622.12	\$6,849.41
20	8	\$6,841.12	\$7,075.06	\$7,317.30	\$7,568.14	\$7,827.89
20	9	\$7,696.26	\$7,959.44	\$8,231.96	\$8,514.16	\$8,806.38
20	1x/mo.	\$197.34	\$204.09	\$211.08	\$218.31	\$225.80
20	E/O WK	\$427.57	\$442.19	\$457.33	\$473.01	\$489.24
30	1	\$952.95	\$985.27	\$1,018.75	\$1,053.42	\$1,089.33
30	2	\$1,905.90	\$1,970.55	\$2,037.50	\$2,106.84	\$2,178.65
30	3	\$2,858.86	\$2,955.82	\$3,056.25	\$3,160.25	\$3,267.98
30	4	\$3,811.81	\$3,941.09	\$4,074.99	\$4,213.67	\$4,357.30
30	5	\$4,764.76	\$4,926.37	\$5,093.74	\$5,267.09	\$5,446.63
30	6	\$5,717.71	\$5,911.64	\$6,112.49	\$6,320.51	\$6,535.95
30	7	\$6,670.67	\$6,896.92	\$7,131.24	\$7,373.93	\$7,625.28
30	8	\$7,623.62	\$7,882.19	\$8,149.99	\$8,427.34	\$8,714.60
30	9	\$8,576.57	\$8,867.46	\$9,168.74	\$9,480.76	\$9,803.93
30	1x/mo.	\$219.91	\$227.37	\$235.10	\$243.10	\$251.38
30	E/O WK	\$476.48	\$492.64	\$509.37	\$526.71	\$544.66
40	1	\$1,050.76	\$1,086.17	\$1,122.83	\$1,160.82	\$1,200.16
40	2	\$2,101.53	\$2,172.33	\$2,245.67	\$2,321.64	\$2,400.33
40	3	\$3,152.29	\$3,258.50	\$3,368.50	\$3,482.45	\$3,600.49
40	4	\$4,203.06	\$4,344.66	\$4,491.34	\$4,643.27	\$4,800.65
40	5	\$5,253.82	\$5,430.83	\$5,614.17	\$5,804.09	\$6,000.82
40	6	\$6,304.59	\$6,516.99	\$6,737.01	\$6,964.91	\$7,200.98
40	7	\$7,355.35	\$7,603.16	\$7,859.84	\$8,125.73	\$8,401.14
40	8	\$8,406.11	\$8,689.32	\$8,982.68	\$9,286.54	\$9,601.31
40	9	\$9,456.88	\$9,775.49	\$10,105.51	\$10,447.36	\$10,801.47
40	1x/mo.	\$242.48	\$250.65	\$259.12	\$267.88	\$276.96
40	E/O WK	\$525.38	\$543.08	\$561.42	\$580.41	\$600.08

* Disposal costs will be charged based on actual tonnage charges determine at the landfill or other disposal/recycling site, plus Franchise Fee.

SOLID WASTE RATE SCHEDULE		Monthly Rates				
Comm. Bins/Roll Offs - Recycling		FY 2018/19	FY 2019/20	FY 2020/21	FY 2021/22	FY 2022/23
Bin Size (CY)	Pick ups/week					
1.5	1	\$42.97	\$44.43	\$45.93	\$47.49	\$49.10
1.5	2	\$80.54	\$83.26	\$86.07	\$88.99	\$92.01
1.5	3	\$118.12	\$122.09	\$126.22	\$130.49	\$134.91
1.5	4	\$155.69	\$160.93	\$166.36	\$171.99	\$177.81
1.5	5	\$193.26	\$199.76	\$206.50	\$213.48	\$220.72
1.5	6	\$230.83	\$238.60	\$246.65	\$254.98	\$263.62
1.5	7	\$268.40	\$277.43	\$286.79	\$296.48	\$306.52
1.5	8	\$305.97	\$316.27	\$326.93	\$337.98	\$349.42
1.5	9	\$343.54	\$355.10	\$367.08	\$379.48	\$392.33
2	1	\$56.77	\$58.69	\$60.68	\$62.73	\$64.87
2	2	\$106.87	\$110.47	\$114.20	\$118.07	\$122.07
2	3	\$156.96	\$162.25	\$167.72	\$173.40	\$179.27
2	4	\$207.06	\$214.03	\$221.25	\$228.73	\$236.48
2	5	\$257.15	\$265.81	\$274.77	\$284.06	\$293.68
2	6	\$307.24	\$317.59	\$328.30	\$339.39	\$350.89
2	7	\$357.34	\$369.36	\$381.82	\$394.72	\$408.09
2	8	\$407.43	\$421.14	\$435.35	\$450.06	\$465.29
2	9	\$457.53	\$472.92	\$488.87	\$505.39	\$522.50
3	1	\$83.82	\$86.65	\$89.58	\$92.62	\$95.77
3	2	\$158.96	\$164.32	\$169.87	\$175.62	\$181.57
3	3	\$234.11	\$241.99	\$250.16	\$258.62	\$267.38
3	4	\$309.25	\$319.66	\$330.44	\$341.61	\$353.18
3	5	\$384.39	\$397.33	\$410.73	\$424.61	\$438.99
3	6	\$459.53	\$475.00	\$491.02	\$507.61	\$524.80
3	7	\$534.67	\$552.67	\$571.30	\$590.61	\$610.60
3	8	\$609.82	\$630.33	\$651.59	\$673.60	\$696.41
3	9	\$684.96	\$708.00	\$731.87	\$756.60	\$782.22
4	1	\$113.54	\$117.38	\$121.35	\$125.47	\$129.73
4	2	\$213.73	\$220.94	\$228.40	\$236.13	\$244.14
4	3	\$313.92	\$324.50	\$335.45	\$346.79	\$358.55
4	4	\$414.11	\$428.05	\$442.50	\$457.46	\$472.96
4	5	\$514.30	\$531.61	\$549.55	\$568.12	\$587.36
4	6	\$614.49	\$635.17	\$656.59	\$678.79	\$701.77
4	7	\$714.68	\$738.73	\$763.64	\$789.45	\$816.18
4	8	\$814.87	\$842.29	\$870.69	\$900.11	\$930.59
4	9	\$915.06	\$945.85	\$977.74	\$1,010.78	\$1,045.00
20	1	\$855.14	\$884.38	\$914.66	\$946.02	\$978.49
20	2	\$1,710.28	\$1,768.76	\$1,829.32	\$1,892.04	\$1,956.97
20	3	\$2,565.42	\$2,653.15	\$2,743.99	\$2,838.05	\$2,935.46
20	4	\$3,420.56	\$3,537.53	\$3,658.65	\$3,784.07	\$3,913.95
20	5	\$4,275.70	\$4,421.91	\$4,573.31	\$4,730.09	\$4,892.43
20	6	\$5,130.84	\$5,306.29	\$5,487.97	\$5,676.11	\$5,870.92
20	7	\$5,985.98	\$6,190.68	\$6,402.64	\$6,622.12	\$6,849.41
20	8	\$6,841.12	\$7,075.06	\$7,317.30	\$7,568.14	\$7,827.89
20	9	\$7,696.26	\$7,959.44	\$8,231.96	\$8,514.16	\$8,806.38
20	1x/mo	\$197.34	\$53.01	\$54.70	\$56.46	\$58.29
20	E/O Week	\$427.57	\$114.85	\$118.52	\$122.33	\$126.29
30	1	\$952.95	\$985.27	\$1,018.75	\$1,053.42	\$1,089.33
30	2	\$1,905.90	\$1,970.55	\$2,037.50	\$2,106.84	\$2,178.65
30	3	\$2,858.86	\$2,955.82	\$3,056.25	\$3,160.25	\$3,267.98
30	4	\$3,811.81	\$3,941.09	\$4,074.99	\$4,213.67	\$4,357.30
30	5	\$4,764.76	\$4,926.37	\$5,093.74	\$5,267.09	\$5,446.63
30	6	\$5,717.71	\$5,911.64	\$6,112.49	\$6,320.51	\$6,535.95
30	7	\$6,670.67	\$6,896.92	\$7,131.24	\$7,373.93	\$7,625.28
30	8	\$7,623.62	\$7,882.19	\$8,149.99	\$8,427.34	\$8,714.60
30	9	\$8,576.57	\$8,867.46	\$9,168.74	\$9,480.76	\$9,803.93
30	1x/mo	\$219.91	\$227.37	\$235.10	\$243.10	\$251.38
30	E/O Week	\$476.48	\$492.64	\$509.37	\$526.71	\$544.66

SOLID WASTE RATE SCHEDULE		Monthly Rates				
Comm. Bins/Roll Offs - Recycling (Cont.)		FY 2018/19	FY 2019/20	FY 2020/21	FY 2021/22	FY 2022/23
Bin Size (CY)	Pick ups/week					
40	1	\$1,050.76	\$1,086.17	\$1,122.83	\$1,160.82	\$1,200.16
40	2	\$2,101.53	\$2,172.33	\$2,245.67	\$2,321.64	\$2,400.33
40	3	\$3,152.29	\$3,258.50	\$3,368.50	\$3,482.45	\$3,600.49
40	4	\$4,203.06	\$4,344.66	\$4,491.34	\$4,643.27	\$4,800.65
40	5	\$5,253.82	\$5,430.83	\$5,614.17	\$5,804.09	\$6,000.82
40	6	\$6,304.59	\$6,516.99	\$6,737.01	\$6,964.91	\$7,200.98
40	7	\$7,355.35	\$7,603.16	\$7,859.84	\$8,125.73	\$8,401.14
40	8	\$8,406.11	\$8,689.32	\$8,982.68	\$9,286.54	\$9,601.31
40	9	\$9,456.88	\$9,775.49	\$10,105.51	\$10,447.36	\$10,801.47
40	1x/mo.	\$242.48	\$250.65	\$259.12	\$267.88	\$276.96
40	E/O Week	\$525.38	\$543.08	\$561.42	\$580.41	\$600.08

SOLID WASTE RATE SCHEDULE		Monthly Rates*				
Compactor Boxes		FY 2018/19	FY 2019/20	FY 2020/21	FY 2021/22	FY 2022/23
Bin Size (CY)	Pick ups/week					
10	1	\$1,021.13	\$1,056.52	\$1,093.16	\$1,131.09	\$1,170.36
10	2	\$2,042.25	\$2,113.04	\$2,186.33	\$2,262.19	\$2,340.72
10	3	\$3,063.38	\$3,169.56	\$3,279.49	\$3,393.28	\$3,511.09
10	4	\$4,084.50	\$4,226.09	\$4,372.65	\$4,524.38	\$4,681.45
10	5	\$5,105.63	\$5,282.61	\$5,465.82	\$5,655.47	\$5,851.81
10	6	\$6,126.76	\$6,339.13	\$6,558.98	\$6,786.57	\$7,022.17
10	7	\$7,147.88	\$7,395.65	\$7,652.14	\$7,917.66	\$8,192.54
10	8	\$8,169.01	\$8,452.17	\$8,745.30	\$9,048.76	\$9,362.90
10	9	\$9,190.13	\$9,508.69	\$9,838.47	\$10,179.85	\$10,533.26
10	1x/mo.	\$259.40	\$268.14	\$277.19	\$286.56	\$296.27
10	E/O WK	\$510.56	\$528.26	\$546.58	\$565.55	\$585.18
15	1	\$1,070.03	\$1,106.97	\$1,145.21	\$1,184.79	\$1,225.78
15	2	\$2,140.06	\$2,213.93	\$2,290.41	\$2,369.59	\$2,451.56
15	3	\$3,210.10	\$3,320.90	\$3,435.62	\$3,554.38	\$3,677.34
15	4	\$4,280.13	\$4,427.87	\$4,580.82	\$4,739.18	\$4,903.13
15	5	\$5,350.16	\$5,534.84	\$5,726.03	\$5,923.97	\$6,128.91
15	6	\$6,420.19	\$6,641.80	\$6,871.24	\$7,108.77	\$7,354.69
15	7	\$7,490.22	\$7,748.77	\$8,016.44	\$8,293.56	\$8,580.47
15	8	\$8,560.26	\$8,855.74	\$9,161.65	\$9,478.36	\$9,806.25
15	9	\$9,630.29	\$9,962.70	\$10,306.85	\$10,663.15	\$11,032.03
15	1x/mo.	\$282.57	\$291.94	\$301.66	\$311.72	\$322.15
15	E/O WK	\$535.02	\$553.48	\$572.60	\$592.40	\$612.89
16	1	\$1,079.81	\$1,117.06	\$1,155.61	\$1,195.53	\$1,236.87
16	2	\$2,159.63	\$2,234.11	\$2,311.23	\$2,391.07	\$2,473.73
16	3	\$3,239.44	\$3,351.17	\$3,466.84	\$3,586.60	\$3,710.60
16	4	\$4,319.25	\$4,468.22	\$4,622.46	\$4,782.14	\$4,947.46
16	5	\$5,399.07	\$5,585.28	\$5,778.07	\$5,977.67	\$6,184.33
16	6	\$6,478.88	\$6,702.34	\$6,933.69	\$7,173.21	\$7,421.19
16	7	\$7,558.69	\$7,819.39	\$8,089.30	\$8,368.74	\$8,658.06
16	8	\$8,638.51	\$8,936.45	\$9,244.92	\$9,564.28	\$9,894.92
16	9	\$9,718.32	\$10,053.51	\$10,400.53	\$10,759.81	\$11,131.79
16	1x/mo.	\$287.20	\$296.71	\$306.55	\$316.75	\$327.33
16	E/O WK	\$539.91	\$558.53	\$577.81	\$597.77	\$618.43
20	1	\$1,118.94	\$1,157.41	\$1,197.25	\$1,238.49	\$1,281.20
20	2	\$2,237.88	\$2,314.83	\$2,394.50	\$2,476.99	\$2,562.40
20	3	\$3,356.81	\$3,472.24	\$3,591.75	\$3,715.48	\$3,843.60
20	4	\$4,475.75	\$4,629.65	\$4,789.00	\$4,953.98	\$5,124.80
20	5	\$5,594.69	\$5,787.06	\$5,986.25	\$6,192.47	\$6,406.00
20	6	\$6,713.63	\$6,944.48	\$7,183.49	\$7,430.97	\$7,687.20
20	7	\$7,832.57	\$8,101.89	\$8,380.74	\$8,669.46	\$8,968.40
20	8	\$8,951.50	\$9,259.30	\$9,577.99	\$9,907.96	\$10,249.60
20	9	\$10,070.44	\$10,416.72	\$10,775.24	\$11,146.45	\$11,530.81
20	1x/mo.	\$305.74	\$315.75	\$326.13	\$336.88	\$348.03
20	E/O WK	\$559.47	\$578.71	\$598.62	\$619.25	\$640.60

* Disposal costs will be charged based on actual tonnage charges determined at the landfill or other disposal/recycling site, plus Franchise Fee.

SOLID WASTE RATE SCHEDULE		Monthly Rates*				
Compactor Boxes (Cont.)		FY 2018/19	FY 2019/20	FY 2020/21	FY 2021/22	FY 2022/23
Bin Size (CY)	Pick ups/week					
28	1	\$1,197.19	\$1,238.13	\$1,280.52	\$1,324.42	\$1,369.87
28	2	\$2,394.38	\$2,476.25	\$2,561.04	\$2,648.83	\$2,739.74
28	3	\$3,591.56	\$3,714.38	\$3,841.55	\$3,973.25	\$4,109.61
28	4	\$4,788.75	\$4,952.50	\$5,122.07	\$5,297.66	\$5,479.48
28	5	\$5,985.94	\$6,190.63	\$6,402.59	\$6,622.08	\$6,849.36
28	6	\$7,183.13	\$7,428.76	\$7,683.11	\$7,946.49	\$8,219.23
28	7	\$8,380.31	\$8,666.88	\$8,963.63	\$9,270.91	\$9,589.10
28	8	\$9,577.50	\$9,905.01	\$10,244.14	\$10,595.32	\$10,958.97
28	9	\$10,774.69	\$11,143.13	\$11,524.66	\$11,919.74	\$12,328.84
28	1x/mo.	\$342.80	\$353.84	\$365.28	\$377.14	\$389.44
28	E/O WK	\$598.59	\$619.06	\$640.26	\$662.21	\$684.94
29	1	\$1,206.97	\$1,248.22	\$1,290.93	\$1,335.16	\$1,380.96
29	2	\$2,413.94	\$2,496.43	\$2,581.85	\$2,670.31	\$2,761.91
29	3	\$3,620.91	\$3,744.65	\$3,872.78	\$4,005.47	\$4,142.87
29	4	\$4,827.88	\$4,992.86	\$5,163.71	\$5,340.62	\$5,523.82
29	5	\$6,034.84	\$6,241.08	\$6,454.63	\$6,675.78	\$6,904.78
29	6	\$7,241.81	\$7,489.29	\$7,745.56	\$8,010.93	\$8,285.73
29	7	\$8,448.78	\$8,737.51	\$9,036.49	\$9,346.09	\$9,666.69
29	8	\$9,655.75	\$9,985.72	\$10,327.41	\$10,681.24	\$11,047.64
29	9	\$10,862.72	\$11,233.94	\$11,618.34	\$12,016.40	\$12,428.60
29	1x/mo.	\$347.44	\$358.60	\$370.17	\$382.17	\$394.62
29	E/O WK	\$603.48	\$624.11	\$645.46	\$667.58	\$690.48
30	1	\$1,216.75	\$1,258.30	\$1,301.34	\$1,345.90	\$1,392.04
30	2	\$2,433.50	\$2,516.61	\$2,602.67	\$2,691.79	\$2,784.08
30	3	\$3,650.25	\$3,774.91	\$3,904.01	\$4,037.69	\$4,176.12
30	4	\$4,867.00	\$5,033.22	\$5,205.34	\$5,383.58	\$5,568.16
30	5	\$6,083.75	\$6,291.52	\$6,506.68	\$6,729.48	\$6,960.19
30	6	\$7,300.50	\$7,549.83	\$7,808.01	\$8,075.37	\$8,352.23
30	7	\$8,517.25	\$8,808.13	\$9,109.35	\$9,421.27	\$9,744.27
30	8	\$9,734.00	\$10,066.43	\$10,410.68	\$10,767.16	\$11,136.31
30	9	\$10,950.75	\$11,324.74	\$11,712.02	\$12,113.06	\$12,528.35
30	1x/mo.	\$352.07	\$363.36	\$375.07	\$387.21	\$399.80
30	E/O WK	\$608.37	\$629.15	\$650.67	\$672.95	\$696.02
35	1	\$1,265.66	\$1,308.75	\$1,353.38	\$1,399.60	\$1,447.46
35	2	\$2,531.31	\$2,617.50	\$2,706.76	\$2,799.19	\$2,894.92
35	3	\$3,796.97	\$3,926.25	\$4,060.13	\$4,198.79	\$4,342.37
35	4	\$5,062.62	\$5,235.00	\$5,413.51	\$5,598.38	\$5,789.83
35	5	\$6,328.28	\$6,543.75	\$6,766.89	\$6,997.98	\$7,237.29
35	6	\$7,593.94	\$7,852.50	\$8,120.27	\$8,397.57	\$8,684.75
35	7	\$8,859.59	\$9,161.25	\$9,473.65	\$9,797.17	\$10,132.21
35	8	\$10,125.25	\$10,470.00	\$10,827.02	\$11,196.76	\$11,579.66
35	9	\$11,390.90	\$11,778.75	\$12,180.40	\$12,596.36	\$13,027.12
35	1x/mo.	\$375.23	\$387.16	\$399.54	\$412.37	\$425.68
35	E/O WK	\$632.83	\$654.37	\$676.69	\$699.80	\$723.73
40	1	\$1,314.56	\$1,359.20	\$1,405.42	\$1,453.30	\$1,502.88
40	2	\$2,629.12	\$2,718.39	\$2,810.84	\$2,906.59	\$3,005.75
40	3	\$3,943.69	\$4,077.59	\$4,216.26	\$4,359.89	\$4,508.63
40	4	\$5,258.25	\$5,436.78	\$5,621.68	\$5,813.18	\$6,011.51
40	5	\$6,572.81	\$6,795.98	\$7,027.11	\$7,266.48	\$7,514.39
40	6	\$7,887.37	\$8,155.17	\$8,432.53	\$8,719.77	\$9,017.26
40	7	\$9,201.93	\$9,514.37	\$9,837.95	\$10,173.07	\$10,520.14
40	8	\$10,516.50	\$10,873.57	\$11,243.37	\$11,626.36	\$12,023.02
40	9	\$11,831.06	\$12,232.76	\$12,648.79	\$13,079.66	\$13,525.89
40	1x/mo.	\$398.40	\$410.97	\$424.01	\$437.53	\$451.56
40	E/O WK	\$657.28	\$679.60	\$702.71	\$726.65	\$751.44

* Disposal costs will be charged based on actual tonnage charges determined at the landfill or other disposal/recycling site, plus Franchise Fee.

SOLID WASTE RATE SCHEDULE		Monthly Rates				
Commercial Bins - Internal Compactors		FY 2018/19	FY 2019/20	FY 2020/21	FY 2021/22	FY 2022/23
Bin Size (CY)	Pick ups/week					
1.5	1	\$100.81	\$104.05	\$107.05	\$110.15	\$113.34
1.5	2	\$196.22	\$202.50	\$208.31	\$214.30	\$220.47
1.5	3	\$291.63	\$300.96	\$309.58	\$318.46	\$327.61
1.5	4	\$387.04	\$399.41	\$410.84	\$422.62	\$434.75
1.5	5	\$482.45	\$497.87	\$512.10	\$526.77	\$541.89
1.5	6	\$577.86	\$596.32	\$613.37	\$630.93	\$649.02
1.5	7	\$673.26	\$694.78	\$714.63	\$735.09	\$756.16
1.5	8	\$768.67	\$793.23	\$815.90	\$839.24	\$863.30
1.5	9	\$864.08	\$891.69	\$917.16	\$943.40	\$970.43
2	1	\$133.89	\$138.18	\$142.17	\$146.28	\$150.51
2	2	\$261.10	\$269.46	\$277.19	\$285.15	\$293.36
2	3	\$388.31	\$400.73	\$412.21	\$424.03	\$436.21
2	4	\$515.52	\$532.00	\$547.22	\$562.90	\$579.06
2	5	\$642.74	\$663.28	\$682.24	\$701.78	\$721.91
2	6	\$769.95	\$794.55	\$817.26	\$840.65	\$864.76
2	7	\$897.16	\$925.82	\$952.28	\$979.53	\$1,007.61
2	8	\$1,024.37	\$1,057.10	\$1,087.30	\$1,118.41	\$1,150.46
2	9	\$1,151.58	\$1,188.37	\$1,222.31	\$1,257.28	\$1,293.31
3	1	\$199.50	\$205.89	\$211.82	\$217.94	\$224.23
3	2	\$390.31	\$402.80	\$414.35	\$426.25	\$438.51
3	3	\$581.13	\$599.71	\$616.88	\$634.56	\$652.78
3	4	\$771.95	\$796.62	\$819.41	\$842.88	\$867.06
3	5	\$962.77	\$993.53	\$1,021.93	\$1,051.19	\$1,081.33
3	6	\$1,153.59	\$1,190.44	\$1,224.46	\$1,259.50	\$1,295.61
3	7	\$1,344.40	\$1,387.35	\$1,426.99	\$1,467.82	\$1,509.88
3	8	\$1,535.22	\$1,584.26	\$1,629.51	\$1,676.13	\$1,724.15
3	9	\$1,726.04	\$1,781.18	\$1,832.04	\$1,884.44	\$1,938.43
4	1	\$267.78	\$276.37	\$284.34	\$292.55	\$301.02
4	2	\$522.20	\$538.91	\$554.38	\$570.31	\$586.72
4	3	\$776.62	\$801.46	\$824.41	\$848.06	\$872.42
4	4	\$1,031.05	\$1,064.01	\$1,094.45	\$1,125.81	\$1,158.12
4	5	\$1,285.47	\$1,326.55	\$1,364.48	\$1,403.56	\$1,443.82
4	6	\$1,539.89	\$1,589.10	\$1,634.52	\$1,681.31	\$1,729.52
4	7	\$1,794.32	\$1,851.65	\$1,904.56	\$1,959.06	\$2,015.22
4	8	\$2,048.74	\$2,114.20	\$2,174.59	\$2,236.81	\$2,300.91
4	9	\$2,303.16	\$2,376.74	\$2,444.63	\$2,514.56	\$2,586.61

SOLID WASTE RATE SCHEDULE		Monthly Rates				
New Comm. Organics Program		FY 2018/19	FY 2019/20	FY 2020/21	FY 2021/22	FY 2022/23
Bin Size (CY)	Pick ups/week					
65 gal.	1	\$29.63	\$30.69	\$31.72	\$32.78	\$33.88
65 gal.	2	\$53.92	\$55.86	\$57.72	\$59.65	\$61.64
65 gal.	3	\$74.72	\$77.41	\$79.97	\$82.63	\$85.38
65 gal.	4	\$95.81	\$99.26	\$102.55	\$105.95	\$109.47
65 gal.	5	\$123.64	\$128.09	\$132.34	\$136.73	\$141.28
65 gal.	6	\$137.54	\$142.50	\$147.21	\$152.08	\$157.11

SOLID WASTE RATE SCHEDULE		Rates*				
On-Call Compactor & Roll-Off		FY 2018/19	FY 2019/20	FY 2020/21	FY 2021/22	FY 2022/23
Cost Components						
Collection-Roll-off (\$/trip)		\$ 140.93	\$ 145.86	\$ 150.96	\$ 156.25	\$ 161.72
Collection-Compactor (\$/trip)		\$ 197.28	\$ 204.19	\$ 211.34	\$ 218.73	\$ 226.39
AB 939 Fee (\$/cubic yard)		\$ 0.35	\$ 0.37	\$ 0.38	\$ 0.40	\$ 0.42
Admin Fee (\$/cubic yard)		\$ 1.43	\$ 1.48	\$ 1.53	\$ 1.59	\$ 1.64
Pavement Impact Fee (\$/CY)		\$ 0.31	\$ 0.31	\$ 0.31	\$ 0.31	\$ 0.31
Franchise Fee (%)		8%	8%	8%	8%	8%
Disposal		At cost	At cost	At cost	At cost	At cost

* Fees will be added as monthly adjustment, based on actual level of service for prior month.



AGENDA ITEM

PUBLIC HEARING

CITY COUNCIL / BOARD OF DIRECTORS

MEETING OF: 6/5/2018

SUBMITTED BY: JENELE A. DAVIDSON *jad*
DIRECTOR OF COMMUNITY SERVICES

DATE: 5/30/2018

DANA ARMSTRONG
ENVIRONMENTAL PROGRAMS MANAGER

ATTACHMENT: 1) ATTACHMENT 1 – SAMPLE PUBLIC HEARING NOTICE AND MAILING ENVELOPE; AND 2) ATTACHMENT 2 - RESOLUTION NO. 18-012, INCLUDING EXHIBIT A - SCHEDULE OF FEES FOR SOLID WASTE SERVICES

SUBJECT: RESOLUTION NO. 18-012 ENTITLED, “A RESOLUTION OF THE CITY COUNCIL OF THE CITY OF VICTORVILLE, CALIFORNIA, ESTABLISHING A SCHEDULE OF PERIODIC FEES AND FREQUENCY OF COLLECTION FOR THE COLLECTION AND DISPOSAL OF SOLID WASTE AND RECYCLABLE MATERIALS, RECYCLABLE MATERIALS PROCESSING, AND MANAGEMENT OF HOUSEHOLD HAZARDOUS WASTES IN THE CITY OF VICTORVILLE, AND RESCINDING RESOLUTION NO. 11-017” AND FINDING AN ENVIRONMENTAL EXEMPTION

RECOMMENDATION:

Staff recommends that the Honorable City Council: (1) Conduct the Public Hearing; (2) Determine whether a Majority Protest exists at the close of the Public Hearing, and if no Majority Protest exists; (3) Find Resolution No. 18-012 exempt from Environmental Review under Sections 15061(b)(3) and 15273 of the California Environmental Quality Act (“CEQA”) Guidelines; and (4) Adopt Resolution No. 18-012 to establish the new solid waste rates.

DISCUSSION:

Solid waste fees have not been increased since 2008, and solid waste fund reserves are nearing depletion. The City retained a consultant, NBS, to perform a comprehensive Solid Waste Rate Study (the “Rate Study”). The key objectives of the Study included

review of the solid waste operating budgets, development of a financial plan to appropriately fund operations and establish adequate operating reserves, and ensure that residential and commercial solid waste rates meet the projected financial needs for providing such services over the next five years.

On February 27, 2018, the City held a workshop to review the Rate Study and the proposed solid waste rate adjustments. The Rate Study looked at the various rate components associated with providing solid waste services and proposed necessary modifications to establish a rate structure that would meet revenue requirements based on the financial plan. Changes included adjustments to incorporate the cost increases that had occurred since 2008, as well as the associated annual escalators, such as the annual CPI adjustment under the franchise agreement with Victorville Disposal.

Based on the feedback received from Council members during the February 27th workshop, staff worked with NBS to further refine the Rate Study, and the revised rates (the "Proposed Rates") were presented to the City Council at its April 3rd meeting. At that meeting, the City Council adopted Resolution No. 18-011 accepting the Solid Waste Rate Study, setting June 5, 2018 as the date for a Public Hearing on the Proposed Rates, and authorizing staff to prepare and mail notices of the Public Hearing to property owners in accordance with Section 6 of Article XIII D of the California Constitution, part of the voter initiative more commonly known as Proposition 218.

On April 19, 2018 a total of 32,005 Public Hearing notices were mailed out to property owners of record for each identified parcel upon which the Proposed Rates are to be imposed. The notices included information on the date, time, and location of the Public Hearing; the basis for the proposed rates; the reason for the proposed rate increase; the amount of the proposed new rates; and protest procedures.

If valid written protests against the proposed fee increase are submitted by a majority of the owners of the identified parcels (50% plus 1, a "Majority Protest"), then the City cannot impose the Proposed Rates. If there is no Majority Protest, the City Council may consider Resolution 18-012 to adopt the Proposed Rates. If Resolution No. 18-012 is adopted, the Proposed Rates would become effective for all billings made on or after July 1, 2018 and on each July 1 thereafter, for the years of 2019, 2020, 2021 and 2022.

The City Clerk has been counting and compiling the written protests to the Proposed Rates as they have been received and will present information on the number of protests received as of the end of the public hearing. A Majority Protest would require 16,003 valid protests to be received.

IMPACT OF PROPOSED RATE CHANGE

The following tables outline the impact of the proposed rate increase for two common service types, a single family residence and a commercial customer with a three (3) cubic yard bin picked up once per week.

RESIDENTIAL—Solid Waste Services—Rates Per Month			
<i>Component</i>	<i>Current Rate (2008)</i>	<i>Proposed Rate (7/2018)</i>	<i>Change (\$)</i>
Refuse/Recycling Collection	\$13.22	\$15.52	\$2.30
Disposal	\$4.29	\$4.31	\$0.02
AB 939	\$0.76	\$0.85	\$0.09
Administrative	\$1.10	\$3.43	\$2.33
Pavement Impact Fee	\$0.00	\$0.75	\$0.75
Franchise	\$0.80	\$1.99	\$1.19
Total	\$20.17	\$26.85	\$6.68

COMMERCIAL—Solid Waste Service, 3 Cubic Yard Bin, 1X/Week, Rates Per Month			
<i>Component</i>	<i>Current Rate (2008)</i>	<i>Proposed Rate (7/2018)</i>	<i>Change (\$)</i>
Refuse/Recycling Collection	\$42.96	\$50.44	\$7.48
Mandatory Comm. Organics Collection Equalized Rate	\$0.00	\$1.04 (\$0.08/cy)	\$1.04
Disposal	\$31.85 (\$2.45/cy)	\$30.42 (\$2.34/cy)	-\$1.43
AB 939	\$7.02 (\$0.54/cy)	\$4.55 (\$0.35/cy)	-\$2.47
Administrative	\$6.45 (15% of collection)	\$18.59 (\$1.43/cy)	\$12.14
Pavement Impact Fee	\$0.00	\$4.03 (\$0.31/cy)	\$4.03
Franchise	\$3.63 (4% of rate)	\$8.73 (8% of rate)	\$5.10
Total	\$91.91	\$117.80	\$25.89

The Household Hazardous Waste Fee is proposed to remain at the current rate of \$0.32/month per residential unit.

Despite the significant proposed increase in year 1 to bring the rate into line with current expenses, Victorville's residential and commercial solid waste rates will remain relatively low when compared against the rates for comparable service levels in other local jurisdictions. To illustrate this point, a comparison of the same residential and commercial service levels is provided in the tables below.

Comparison of Monthly Residential Rates by Local Jurisdictions					
Size	Victorville¹	Adelanto^{1,2}	Apple Valley^{1,3}	Barstow^{1,4}	Hesperia⁵
35/40 Gallon	\$22.31	\$25.00	\$23.71		
65 Gallon		\$26.28	\$24.99		
95 Gallon	\$26.85	\$28.51	\$27.52	\$18.80	\$27.33

1. Trash and recycle collection. (Rate for Victorville is proposed as of July 1, 2018.)
2. Service billed yearly through property taxes.
3. Billed bi-monthly
4. Rates are below cost. Last increased in 2007.
5. Includes mixed trash, recycle, and green waste collection.

Commercial Bin Rates Monthly Cost 3 cubic yard bin, serviced once/week				
Victorville Proposed Rate	Adelanto	Apple Valley	Hesperia	County (unincorporated)
\$117.80	\$138.28	\$127.99	\$173.79	\$165.76

The composite rate increases for subsequent years are proposed to range between three percent (3%) to four percent (4%) annually to keep pace with anticipated inflation factors.

ENVIRONMENTAL EXEMPTION

As set forth in the Recitals thereof, the City Council finds that Resolution No. 18-012 is exempt from environmental review under the California Environmental Quality Act ("CEQA"), pursuant to CEQA Guidelines Section 15061(b)(3) (No Possibility that the Activity may have a Significant Effect on the Environment) and Section 15273 (Adoption of Rates, Tolls, Fares, and Charges).

Staff and the consultant are available for questions.

JD/DA

FINANCE REVIEW

Deputy City Manager/
Treasurer

A handwritten signature in black ink, appearing to be 'JA', is written over a horizontal line.